

Grantee: Town of Union, NY

Grant: B-12-MT-36-0001

July 1, 2017 thru September 30, 2017 Performance Report



Grant Number:

B-12-MT-36-0001

Obligation Date:**Award Date:****Grantee Name:**

Town of Union, NY

Contract End Date:**Review by HUD:**

Original - In Progress

Grant Award Amount:

\$10,137,818.00

Grant Status:

Active

QPR Contact:

Paul Nelson

LOCCS Authorized Amount:

\$10,137,818.00

Estimated PI/RL Funds:

\$500,000.00

Total Budget:

\$10,637,818.00

Disasters:**Declaration Number**

FEMA-4031-NY

Narratives**Disaster Damage:**

The flooding that occurred September 7-9, 2011 severely affected five neighborhoods in the Town of Union and caused considerable damage in twelve others. The flooding that occurred both in 2005 and 2006 were confined to two major areas in the Town, those being the South Endwell area and the Fairmont Park subdivision. In 2011, in addition to these two areas, the Westover and West Corners areas were severely affected by flooding. Three of the areas, South Endwell, Fairmont Park, and Westover are affected by backwater from the Susquehanna River. West Corners is affected by the Nanticoke Creek. The Nanticoke Creek affects areas in the western part of the Town of Union including the Route 26 corridor, West Corners, Glendale Drive, and West Endicott. These areas are also subject to backwater effect of the Susquehanna River. That is, once the Susquehanna River rises above a certain stage, floodwaters from the Susquehanna River will back up into the Nanticoke Creek affecting properties in the western portion of the Town.

Recovery Needs:

Based upon the surveys, it appears that there are still substantial unmet needs in the community. Homeowners estimated unmet needs at approximately \$4.5 million (an average of \$37,488 per unit however this number includes properties that will be demolished) while business and non-profits estimated remaining unmet needs at just over \$3 million (an average of \$100,043). In addition to the unmet housing and business needs previously identified, floodwaters took a significant toll on the basic infrastructure throughout the Town. Roads, storm water facilities, sanitary sewer plants, and water treatment plants also suffered significant damage and substantially complicated the Town's emergency response efforts. Many of these facilities were built decades ago and were not designed to handle subsequent population growth and resulting development. These facilities are overwhelmed by the ever increasing intensity of storm events and can't be maintained into the future without significant repairs and flood mitigation measures. Private utilities also experienced significant flood related damage to service delivery components.

Public Comment:

The Town received a total of sixteen (16) comments on the Action Plan prior to approval by the Town Board and subsequent submission to HUD. Many of the comments were directed at inadequate infrastructure or infrastructure that was damaged during the flood event. Several comments related to the potential use of CDBG-DR funds to assist property owners who wish to participate in the FEMA sponsored buy-out program.

Overall**Total Projected Budget from All Sources****Total Budget****Total Obligated****This Report Period**

N/A

\$60,820.85

\$60,820.85

To Date

\$9,794,403.45

\$9,744,520.45

\$9,744,520.45



Total Funds Drawdown	\$394,996.54	\$5,921,938.56
Program Funds Drawdown	\$334,175.69	\$5,832,160.71
Program Income Drawdown	\$60,820.85	\$89,777.85
Program Income Received	\$60,820.85	\$89,777.85
Total Funds Expended	\$334,175.69	\$5,861,117.71
Most Impacted and Distressed Expended	\$0.00	\$0.00
Match Contributed	\$0.00	\$0.00

Progress Toward Required Numeric Targets

Requirement	Required	To Date
Overall Benefit Percentage (Projected)		66.67%
Overall Benefit Percentage (Actual)		54.45%
Minimum Non-Federal Match	\$0.00	\$0.00
Limit on Public Services	\$1,520,672.70	\$0.00
Limit on Admin/Planning	\$2,027,563.60	\$481,557.50
Limit on State Admin	\$0.00	\$321,969.37
Most Impacted and Distressed Threshold (Projected)	\$0.00	\$0.00

Progress Toward Activity Type Targets

Activity Type	Target	Actual
Public services	\$1,520,672.70	\$0.00

Progress Toward National Objective Targets

National Objective	Target	Actual
Low/Mod	\$5,068,909.00	\$6,053,841.46

Overall Progress Narrative:

A number of the projects included in the HUD-approved Action Plan for Disaster Recovery are completed or currently underway.

A contract for the Loder Ave. Drainage Project, Phase 2 construction has been awarded and work is underway and is scheduled to be completed by the end of October. Additional costs have been incurred due to unforeseen subsurface field conditions. The cost of the project has increased due to additional material testing, trucking of unsuitable material off-site, tipping fees at the Broome County landfill, and increased quantities of suitable backfill material.

Design of the JC Water Treatment maintenance facility is complete. Estimated construction costs exceed the amount of funds available and the Village of Johnson City is pursuing other CDBG-DR funds from New York State to fill the funding gap. The bid for actual construction is now expected to be issued in the fourth quarter of 2017 with construction commencing in 2018.

A contract was executed for design of the JC Interceptor B project and field survey work has been completed.

Project design is ongoing and the project will be let for construction bids during the first quarter of 2018.

An RFP for engineering/design of the West Creek stream bank stabilization project has been issued and a contract is expected to be awarded at the October 20th Town Board meeting. Due to NYSDEC and USACE regulations actual construction can't begin until after July 16, 2018.

The Watson Blvd. floodwall closure project is underway. The project is expected to be completed this construction season.

The demolition of the BAE facility in Westover is now complete. The Planning Department has begun discussions with the US Army Corps of Engineers regarding survey work that will need to be done in order to move forward with repairs to the Westover flood levee. The Baltimore Office indicated that a review of the levee will be part of an extensive review of the entire Susquehanna River Basin watershed. The watershed project is underway and several public meetings have been conducted.

As of the end of the report period, the town has expended \$ \$5,855,955 of the \$10,137,818 grant (roughly 61%).

Project Summary

Project #, Project Title	This Report Period	To Date	
	Program Funds Drawdown	Project Funds Budgeted	Program Funds Drawdown
001-ADM, CDBG-DR Grant Administration	\$11,827.75	\$452,261.58	\$321,969.37
002-PLN, Planning	\$0.00	\$211,429.13	\$159,588.13
003-NGH, Neighborhood Facilities	\$0.00	\$938,421.10	\$938,421.10
004-PKS, Park Repairs/Improvements	\$0.00	\$157,476.86	\$157,476.86
005-HSG-OOREH, Owner Occupied Housing Rehabilitation	\$0.00	\$130,977.26	\$40,499.20
006-ECO-SBR, Small Business Repair Program	\$0.00	\$0.00	\$0.00
007-INF, Infrastructure	\$322,347.94	\$4,938,209.82	\$1,179,140.41
008-ACQ-FEMA, Acquisition-Buyout	\$0.00	\$357,658.26	\$357,658.26
009-ACQ-RDV, Acquisition For Redevelopment	\$0.00	\$2,505,992.84	\$2,331,802.65
010-ACQ-DPW, DPW Property Acquisition	\$0.00	\$234,736.44	\$234,736.44
011-HSG-MFREH, Multi-Family Housing Rehabilitation	\$0.00	\$37,443.00	\$0.00
012-HSG-HOINC, Homeownership Incentives	\$0.00	\$7,550.45	\$7,550.45
013-ECO-FLP, Business+Floodproofing+Program	\$0.00	\$155,512.72	\$0.00
014-RCD-PRES, Records Preservation	\$0.00	\$103,317.84	\$103,317.84
9999, Restricted Balance	\$0.00	\$0.00	\$0.00

Activities

Project # / Title: 001-ADM / CDBG-DR Grant Administration

Grantee Activity Number: 89-8760-1110-1109

Activity Title: CDBG-DR Salaries

Activity Category:

Administration

Project Number:

001-ADM

Projected Start Date:

10/01/2012

Benefit Type:

N/A

National Objective:

N/A

Activity Status:

Under Way

Project Title:

CDBG-DR Grant Administration

Projected End Date:

09/30/2017

Completed Activity Actual End Date:

Responsible Organization:

Town of Union

Overall

Total Projected Budget from All Sources

Total Budget

Total Obligated

Total Funds Drawdown

Program Funds Drawdown

Program Income Drawdown

Program Income Received

Total Funds Expended

Town of Union

Most Impacted and Distressed Expended

Match Contributed

Jul 1 thru Sep 30, 2017

N/A

(\$10,000.00)

(\$10,000.00)

\$5,163.14

\$5,163.14

\$0.00

\$0.00

\$5,163.14

\$5,163.14

\$0.00

\$0.00

To Date

\$232,065.08

\$232,065.08

\$232,065.08

\$136,106.35

\$136,106.35

\$0.00

\$0.00

\$136,106.35

\$136,106.35

\$0.00

\$0.00

Activity Description:

Salaries for CDBG-DR grant.

Location Description:

Town Hall, 3111 E. Main St., Endwell, NY 13760

Activity Progress Narrative:

Admin costs. (\$10,000 transferred to Loder Ave. Phase 2 drainage project as part of Plan Amendment #18.)

Accomplishments Performance Measures

No Accomplishments Performance Measures

Beneficiaries Performance Measures

No Beneficiaries Performance Measures found.

Activity Locations

No Activity Locations found.

Other Funding Sources Budgeted - Detail


No Other Match Funding Sources Found

Other Funding Sources

Amount

No Other Funding Sources Found

Total Other Funding Sources



Grantee Activity Number: 89-8760-4800-1109

Activity Title: CDBG-DR-OTPS

Activity Category:

Administration

Project Number:

001-ADM

Projected Start Date:

10/01/2012

Benefit Type:

N/A

National Objective:

N/A

Activity Status:

Under Way

Project Title:

CDBG-DR Grant Administration

Projected End Date:

09/30/2017

Completed Activity Actual End Date:

Responsible Organization:

Town of Union

Overall

Total Projected Budget from All Sources

Jul 1 thru Sep 30, 2017

N/A

To Date

\$115,328.40

Total Budget

\$0.00

\$115,328.40

Total Obligated

\$0.00

\$115,328.40

Total Funds Drawdown

\$908.78

\$114,675.62

Program Funds Drawdown

\$908.78

\$114,675.62

Program Income Drawdown

\$0.00

\$0.00

Program Income Received

\$0.00

\$0.00

Total Funds Expended

\$908.78

\$114,675.62

Town of Union

\$908.78

\$114,675.62

Most Impacted and Distressed Expended

\$0.00

\$0.00

Match Contributed

\$0.00

\$0.00

Activity Description:

General administrative costs for CDBG-DR grant, Other Than Personal Services.

Location Description:

Town Hall. 3111 E. Main St. Endwell, NY 13760

Activity Progress Narrative:

Admin. costs.

Accomplishments Performance Measures

No Accomplishments Performance Measures

Beneficiaries Performance Measures

No Beneficiaries Performance Measures found.


Activity Locations

No Activity Locations found.

Other Funding Sources Budgeted - Detail

No Other Match Funding Sources Found

Other Funding Sources	Amount
No Other Funding Sources Found	
Total Other Funding Sources	



Grantee Activity Number: 89-8760-8000-1109

Activity Title: CDBG-DR Benefits

Activity Category:

Administration

Project Number:

001-ADM

Projected Start Date:

10/01/2012

Benefit Type:

N/A

National Objective:

N/A

Activity Status:

Under Way

Project Title:

CDBG-DR Grant Administration

Projected End Date:

09/30/2017

Completed Activity Actual End Date:

Responsible Organization:

Town of Union

Overall

Total Projected Budget from All Sources

Jul 1 thru Sep 30, 2017

N/A

To Date

\$81,055.60

Total Budget

(\$4,194.40)

\$81,055.60

Total Obligated

(\$4,194.40)

\$81,055.60

Total Funds Drawdown

\$5,388.38

\$61,424.15

Program Funds Drawdown

\$5,388.38

\$61,424.15

Program Income Drawdown

\$0.00

\$0.00

Program Income Received

\$0.00

\$0.00

Total Funds Expended

\$5,388.38

\$61,424.15

Town of Union

\$5,388.38

\$61,424.15

Most Impacted and Distressed Expended

\$0.00

\$0.00

Match Contributed

\$0.00

\$0.00

Activity Description:

Employee benefits for CDBG-DR grant.

Location Description:

Town Hall. 3111 E. Main St. Endwell, NY 13760

Activity Progress Narrative:

Admin. costs. (\$4,194.40 transferred to Loder Ave. Phase 2 drainage project as part of Plan Amendment #18.)

Accomplishments Performance Measures

No Accomplishments Performance Measures

Beneficiaries Performance Measures

No Beneficiaries Performance Measures found.


Activity Locations

No Activity Locations found.

Other Funding Sources Budgeted - Detail

No Other Match Funding Sources Found

Other Funding Sources	Amount
No Other Funding Sources Found	
Total Other Funding Sources	



Grantee Activity Number:	89-8760-8008-1109
Activity Title:	CDBG-DR FICAA/Medicare

Activity Category:

Administration

Activity Status:

Under Way

Project Number:

001-ADM

Project Title:

CDBG-DR Grant Administration

Projected Start Date:

10/01/2012

Projected End Date:

09/30/2017

Benefit Type:

N/A

Completed Activity Actual End Date:**National Objective:**

N/A

Responsible Organization:

Town of Union

Overall**Jul 1 thru Sep 30, 2017****To Date****Total Projected Budget from All Sources**

N/A

\$23,812.50

Total Budget

\$0.00

\$23,812.50

Total Obligated

\$0.00

\$23,812.50

Total Funds Drawdown

\$367.45

\$9,763.25

Program Funds Drawdown

\$367.45

\$9,763.25

Program Income Drawdown

\$0.00

\$0.00

Program Income Received

\$0.00

\$0.00

Total Funds Expended

\$367.45

\$9,763.25

Town of Union

\$367.45

\$9,763.25

Most Impacted and Distressed Expended

\$0.00

\$0.00

Match Contributed

\$0.00

\$0.00

Activity Description:

FICA/Medicare costs for CDBG-DR grant.

Location Description:

Town Hall. 3111 E. Main St. Endwell, NY 13760

Activity Progress Narrative:

Admin. costs.

Accomplishments Performance Measures**No Accomplishments Performance Measures**

Beneficiaries Performance Measures

No Beneficiaries Performance Measures found.

Activity Locations

No Activity Locations found.

Other Funding Sources Budgeted - Detail

No Other Match Funding Sources Found

Other Funding Sources

Amount

No Other Funding Sources Found

Total Other Funding Sources

Project # / Title: 002-PLN / Planning

Grantee Activity Number: 89-8760-6513-1109

Activity Title: Townwide Comprehensive Drainage Plan

Activity Category:

Planning

Project Number:

002-PLN

Projected Start Date:

10/01/2012

Benefit Type:

Area Benefit (Census)

National Objective:

N/A

Activity Status:

Under Way

Project Title:

Planning

Projected End Date:

09/30/2013

Completed Activity Actual End Date:

Responsible Organization:

Town of Union

Overall

Total Projected Budget from All Sources

Jul 1 thru Sep 30, 2017

N/A

To Date

\$45,000.00

Total Budget

(\$30,000.00)

\$45,000.00

Total Obligated

(\$30,000.00)

\$45,000.00

Total Funds Drawdown

\$0.00

\$18,159.00

Program Funds Drawdown

\$0.00

\$18,159.00

Program Income Drawdown

\$0.00

\$0.00

Program Income Received

\$0.00

\$0.00

Total Funds Expended

\$0.00

\$18,159.00

Town of Union

\$0.00

\$18,159.00

Most Impacted and Distressed Expended	\$0.00	\$0.00
Match Contributed	\$0.00	\$0.00

Activity Description:

Creation of townwide drainage plan to address flooding issues.

Location Description:

Townwide

Activity Progress Narrative:

(\$30,000 transferred to Loder Ave. Phase 2 drainage project as part of Plan Amendment #18.)

Accomplishments Performance Measures

	This Report Period	Cumulative Actual Total / Expected
	Total	Total
# of Plans or Planning Products	0	0/1

Beneficiaries Performance Measures

No Beneficiaries Performance Measures found.

Activity Locations

No Activity Locations found.

Other Funding Sources Budgeted - Detail

No Other Match Funding Sources Found

Other Funding Sources

No Other Funding Sources Found

Total Other Funding Sources

Amount

Project # / Title: 003-NGH / Neighborhood Facilities

Grantee Activity Number: 89-8760-2079-1109
Activity Title: Westover YMCA Capital Improvements

Activity Category:
 Rehabilitation/reconstruction of public facilities

Activity Status:
 Under Way

Project Number:
Project Title:

003-NGH

Neighborhood Facilities

Projected Start Date:

10/01/2012

Projected End Date:

09/30/2014

Benefit Type:

Area Benefit (Census)

Completed Activity Actual End Date:

National Objective:

Low/Mod

Responsible Organization:

Town of Union

Overall

Jul 1 thru Sep 30, 2017

To Date

Total Projected Budget from All Sources

N/A

\$265,314.90

Total Budget

(\$12,441.46)

\$265,314.90

Total Obligated

(\$12,441.46)

\$265,314.90

Total Funds Drawdown

\$0.00

\$265,314.90

Program Funds Drawdown

\$0.00

\$265,314.90

Program Income Drawdown

\$0.00

\$0.00

Program Income Received

\$0.00

\$0.00

Total Funds Expended

\$0.00

\$265,314.90

Town of Union

\$0.00

\$265,314.90

Most Impacted and Distressed Expended

\$0.00

\$0.00

Match Contributed

\$0.00

\$0.00

Activity Description:

Funds under this activity were used to reimburse the YMCA for documentable unmet needs relating to damages caused flooding in 2011. Funds were used to install deployable flood barriers around each door and loading area. A waterproofing seal coat was applied to exterior brick walls to an elevation above the 2011 flood level. A new storage shed was constructed to store the deployable flood barriers when not in use. This activity was approved as a Low/mod benefit project by HUD waiver.

DEPARTMENT OF HOUSING AND URBAN DEVELOPMENT

[Docket No. FR-5663-N-01]

Additional Waiver Granted to and Alternative Requirement for the Town of Union, New York's CDBG Disaster Recovery Grant AGENCY: Assistant Secretary for Community Planning and Development, HUD.

ACTION: Notice of additional waiver and alternative requirement.

Beneficiary data generated by HUD IDIS system using data set from 6/3/16. Number of low income persons not generated by system so all low/mod persons have been classified as moderate income for reporting purposes.

Location Description:

740 Main St., Johnson City, NY 13790.

Activity Progress Narrative:



(Project completed. Balance of \$12,441.46 transferred to Loder Ave. Phase 2 drainage project as part of Plan Amendment #18.)

Accomplishments Performance Measures

	This Report Period	Cumulative Actual Total / Expected
	Total	Total
# of public facilities	0	0/1

Beneficiaries Performance Measures

	Beneficiaries - Area Benefit Census Method			
	Low	Mod	Total	Low/Mod
# of Persons	0	7385	15910	46.42

LMI%:

Activity Locations

No Activity Locations found.

Other Funding Sources Budgeted - Detail

No Other Match Funding Sources Found

Other Funding Sources

No Other Funding Sources Found

Total Other Funding Sources

Amount

Project # / Title: 007-INF / Infrastructure

Grantee Activity Number: 89-8760-2085-1109

Activity Title: JC Water Plant Maintenance Facility

Activity Category:

Rehabilitation/reconstruction of public facilities

Project Number:

007-INF

Projected Start Date:

10/01/2012

Benefit Type:

Area Benefit (Census)

National Objective:

Activity Status:

Planned

Project Title:

Infrastructure

Projected End Date:

09/30/2015

Completed Activity Actual End Date:

Responsible Organization:

Overall	Jul 1 thru Sep 30, 2017	To Date
Total Projected Budget from All Sources	N/A	\$716,000.00
Total Budget	\$0.00	\$716,000.00
Total Obligated	\$0.00	\$716,000.00
Total Funds Drawdown	\$17,752.50	\$32,809.62
Program Funds Drawdown	\$17,752.50	\$32,809.62
Program Income Drawdown	\$0.00	\$0.00
Program Income Received	\$0.00	\$0.00
Total Funds Expended	\$17,752.50	\$32,809.62
Town of Union	\$17,752.50	\$32,809.62
Most Impacted and Distressed Expended	\$0.00	\$0.00
Match Contributed	\$0.00	\$0.00

Activity Description:

This activity will provide funds to demolish, including asbestos surveys and removal if necessary, the existing flood damaged storage building at the Johnson City water treatment facility and construct a new building at a higher elevation to avoid future flood damage. The Village will be required to carry flood insurance for the new facility.

Location Description:

Camden St., Johnson City, NY 13790.

Activity Progress Narrative:

Design costs.

Accomplishments Performance Measures

	This Report Period Total	Cumulative Actual Total / Expected Total
# of public facilities	0	0/1

Beneficiaries Performance Measures

No Beneficiaries Performance Measures found.


Activity Locations

No Activity Locations found.

Other Funding Sources Budgeted - Detail

No Other Match Funding Sources Found

Other Funding Sources	Amount
No Other Funding Sources Found	
Total Other Funding Sources	



Grantee Activity Number:	89-8760-2107-1109
Activity Title:	Western Heights Blvd. Bank Repair

Activity Category:

Dike/dam/stream-river bank repairs

Project Number:

007-INF

Projected Start Date:

01/22/2015

Benefit Type:

Area Benefit (Census)

National Objective:

Urgent Need

Activity Status:

Under Way

Project Title:

Infrastructure

Projected End Date:

11/30/2015

Completed Activity Actual End Date:**Responsible Organization:**

Town of Union

Overall**Total Projected Budget from All Sources****Jul 1 thru Sep 30, 2017**

N/A

To Date

\$90,192.86

Total Budget

(\$807.14)

\$90,192.86

Total Obligated

(\$807.14)

\$90,192.86

Total Funds Drawdown

\$0.00

\$90,192.86

Program Funds Drawdown

\$0.00

\$90,192.86

Program Income Drawdown

\$0.00

\$0.00

Program Income Received

\$0.00

\$0.00

Total Funds Expended

\$0.00

\$90,192.86

Town of Union

\$0.00

\$90,192.86

Most Impacted and Distressed Expended

\$0.00

\$0.00

Match Contributed

\$0.00

\$0.00

Activity Description:

Heavy rainfall from the remnants of Tropical Storm Lee (FEMA-4031-DR-NY: incident period: 9/7/11 - 9/11/11) caused severe flooding throughout the Town of Union located in Broome County, NY. At Western Heights Boulevard located within the Town boundary, the stormwater runoff overwhelmed the above referenced drainage channel which caused severe erosion and downcutting along its Northern embankment. The erosion and embankment failure washed away sections of lawn/landscaping. Currently the remaining earthen embankment continues to slough away into the drainage channel further jeopardizing residential properties. To mitigate against further erosion and property damage, the project involves the placement of 378 linear feet (350 cy) of stacked Rip-Rap (NYSDOT Item 620.06) along the Northern embankment in two specific areas. The volume of Rip-Rap being placed below the OMHW is approximately 0.75cy/running foot.

Note: NYSDEC has notified the Town that they have no involvement with project.

Location Description:**Activity Progress Narrative:**

(Project completed. Balance of \$807.14 transferred to Loder Ave. Phase 2 drainage project as part of Plan Amendment #18.)

Accomplishments Performance Measures

	This Report Period	Cumulative Actual Total / Expected
	Total	Total
# of Linear feet of Public	0	378/378

Beneficiaries Performance Measures

No Beneficiaries Performance Measures found.

Activity Locations

No Activity Locations found.

Other Funding Sources Budgeted - Detail


No Other Match Funding Sources Found

Other Funding Sources

No Other Funding Sources Found

Total Other Funding Sources

Amount



Grantee Activity Number:	89-8760-2109-1109
Activity Title:	N. Loder Ave. Drainage Improvements

Activity Category:

Construction/reconstruction of streets

Project Number:

007-INF

Projected Start Date:

06/01/2015

Benefit Type:

Area Benefit (Census)

National Objective:

Low/Mod

Activity Status:

Under Way

Project Title:

Infrastructure

Projected End Date:

11/30/2017

Completed Activity Actual End Date:
Responsible Organization:

Town of Union

Overall
Total Projected Budget from All Sources
Jul 1 thru Sep 30, 2017

N/A

To Date

\$965,820.85

Total Budget

\$155,820.85

\$965,820.85

Total Obligated

\$155,820.85

\$965,820.85

Total Funds Drawdown

\$365,416.29

\$480,081.98

Program Funds Drawdown

\$304,595.44

\$419,261.13

Program Income Drawdown

\$60,820.85

\$60,820.85

Program Income Received

\$0.00

\$0.00

Total Funds Expended

\$304,595.44

\$419,261.13

Town of Union

\$304,595.44

\$419,261.13

Most Impacted and Distressed Expended

\$0.00

\$0.00

Match Contributed

\$0.00

\$0.00

Activity Description:

Installation of new drainage system designed to address flooding that occurred during the 2011 flood event. These improvements are part of an overall street reconstruction activity using regular CDBG funds. Phase 2 of the project involves upsizing of storm drain pipes to minimize flooding in and around the elementary school.

Location Description:
Activity Progress Narrative:

First payment for Phase 2 drainage work.

Accomplishments Performance Measures

	This Report Period	Cumulative Actual Total / Expected
	Total	Total
# of Linear feet of Public	0	0/200

Beneficiaries Performance Measures

No Beneficiaries Performance Measures found.

Activity Locations

No Activity Locations found.

Other Funding Sources Budgeted - Detail

No Other Match Funding Sources Found

Other Funding Sources

Amount

No Other Funding Sources Found

Total Other Funding Sources

Project # / Title: 008-ACQ-FEMA / Acquisition-Buyout

Grantee Activity Number: 89-20251-4764-1109

Activity Title: FEMA Buyout Program-Urgent Need

Activity Category:

Acquisition - buyout of residential properties

Project Number:

008-ACQ-FEMA

Projected Start Date:

10/01/2012

Benefit Type:

Activity Status:

Under Way

Project Title:

Acquisition-Buyout

Projected End Date:

09/30/2015

Completed Activity Actual End Date:

National Objective:

Urgent Need

Responsible Organization:

Town of Union

Overall

	Jul 1 thru Sep 30, 2017	To Date
Total Projected Budget from All Sources	N/A	\$164,849.88
Total Budget	\$0.00	\$164,849.88
Total Obligated	\$0.00	\$164,849.88
Total Funds Drawdown	\$0.00	\$164,849.88
Program Funds Drawdown	\$0.00	\$164,849.88

Program Income Drawdown	\$0.00	\$0.00
Program Income Received	\$9,065.85	\$9,065.85
Total Funds Expended	\$0.00	\$164,849.88
Town of Union	\$0.00	\$164,849.88
Most Impacted and Distressed Expended	\$0.00	\$0.00
Match Contributed	\$0.00	\$0.00

Activity Description:

This activity will provide a portion of the required 5% local match for the FEMA buyout program as well as costs for pre-demolition asbestos surveys, asbestos removal if required, demolition costs, and soft costs for acquisition.

Location Description:

Townwide, flood impacted areas only as approved by FEMA.

Activity Progress Narrative:

Program income receipted from ICC insurance reimbursement. Funds applied to N. Loder Ave. drainage project.

Accomplishments Performance Measures

	This Report Period Total	Cumulative Actual Total / Expected Total
# of Parcels acquired voluntarily	0	0/45
# of Housing Units	0	0/45
# of Singlefamily Units	0	0/45

Beneficiaries Performance Measures

No Beneficiaries Performance Measures found.

Activity Locations

No Activity Locations found.

Other Funding Sources Budgeted - Detail

No Other Match Funding Sources Found

Other Funding Sources	Amount
No Other Funding Sources Found	
Total Other Funding Sources	

Project # / Title: 009-ACQ-RDV / Acquisition For Redevelopment

Grantee Activity Number:	89-20251-4783-1109
Activity Title:	Acquisition for Redevelopment/Urgent Need

Activity Category:

Acquisition - general

Project Number:

009-ACQ-RDV

Projected Start Date:

10/01/2012

Benefit Type:
Activity Status:

Under Way

Project Title:

Acquisition For Redevelopment

Projected End Date:

09/30/2015

Completed Activity Actual End Date:
National Objective:

Urgent Need

Responsible Organization:

Town of Union

Overall
Total Projected Budget from All Sources
Jul 1 thru Sep 30, 2017

N/A

To Date

\$1,489,576.15

Total Budget

\$0.00

\$1,489,576.15

Total Obligated

\$0.00

\$1,489,576.15

Total Funds Drawdown

\$0.00

\$1,489,576.15

Program Funds Drawdown

\$0.00

\$1,489,576.15

Program Income Drawdown

\$0.00

\$0.00

Program Income Received

\$25,900.00

\$54,857.00

Total Funds Expended

\$0.00

\$1,489,576.15

Town of Union

\$0.00

\$1,489,576.15

Most Impacted and Distressed Expended

\$0.00

\$0.00

Match Contributed

\$0.00

\$0.00

Activity Description:

The activity involves the voluntary sale of flood damaged homes in the Westover, S. Endwell, and Fairmont Park neighborhoods to the town. Once acquired, the structures will be demolished. The vacant lots will be made available for future development in a more flood resistant manner consistent with FEMA construction guidelines..

Location Description:

Westover, S. Endwell, and Fairmont Park neighborhoods.

Activity Progress Narrative:

Program income received from ICC insurance payment. Funds applied to N. Loder Ave. drainage project.

Accomplishments Performance Measures

	This Report Period	Cumulative Actual Total / Expected
	Total	Total
# of Parcels acquired voluntarily	0	18/21

	This Report Period	Cumulative Actual Total / Expected
	Total	Total
# of Housing Units	0	18/21
# of Singlefamily Units	0	18/21

Beneficiaries Performance Measures

No Beneficiaries Performance Measures found.

Activity Locations

No Activity Locations found.

Other Funding Sources Budgeted - Detail


No Other Match Funding Sources Found

Other Funding Sources

No Other Funding Sources Found

Total Other Funding Sources

Amount



Grantee Activity Number:	89-20251-4784-1109
Activity Title:	Acquisition for Redevelopment/Low Mod.

Activity Category:

Acquisition - general

Project Number:

009-ACQ-RDV

Projected Start Date:

10/01/2012

Benefit Type:

Direct Benefit (Households)

National Objective:

Low/Mod

Activity Status:

Under Way

Project Title:

Acquisition For Redevelopment

Projected End Date:

09/30/2015

Completed Activity Actual End Date:
Responsible Organization:

Town of Union

Overall
Total Projected Budget from All Sources
Jul 1 thru Sep 30, 2017

N/A

To Date

\$1,000,992.84

Total Budget

\$0.00

\$1,000,992.84

Total Obligated

\$0.00

\$1,000,992.84

Total Funds Drawdown

\$0.00

\$842,226.50

Program Funds Drawdown

\$0.00

\$842,226.50

Program Income Drawdown

\$0.00

\$0.00

Program Income Received

\$25,855.00

\$25,855.00

Total Funds Expended

\$0.00

\$842,226.50

Town of Union

\$0.00

\$842,226.50

Most Impacted and Distressed Expended

\$0.00

\$0.00

Match Contributed

\$0.00

\$0.00

Activity Description:

The activity involves the voluntary sale of flood damaged homes in the Westover, S. Endwell, and Fairmont Park neighborhoods to the Town. Once acquired, the structures will be demolished. The vacant lots will be made available for future development in a more flood resistant manner consistent with FEMA construction guidelines.

Location Description:

Westover, S. Endwell, and Fairmont Park neighborhoods.

Activity Progress Narrative:

Program income received from ICC insurance payment. Applied to Loder Ave. drainage project.

Accomplishments Performance Measures

	This Report Period	Cumulative Actual Total / Expected
	Total	Total
# of Parcels acquired voluntarily	0	14/14

	This Report Period	Cumulative Actual Total / Expected
	Total	Total
# of Housing Units	0	14/14
# of Singlefamily Units	0	14/14

Beneficiaries Performance Measures

	This Report Period			Cumulative Actual Total / Expected			
	Low	Mod	Total	Low	Mod	Total	Low/Mod
# of Households	0	0	0	0/14	0/0	0/14	0
# Owner Households	0	0	0	0/14	0/0	0/14	0

Activity Locations

No Activity Locations found.

Other Funding Sources Budgeted - Detail

No Other Match Funding Sources Found

Other Funding Sources	Amount
No Other Funding Sources Found	
Total Other Funding Sources	

Project # / Title: 011-HSG-MFREH / Multi-Family Housing Rehabilitation

Grantee Activity Number: 89-20251-4754-1109

Activity Title: Multi-Family Housing Rehabilitation

Activity Category:

Rehabilitation/reconstruction of residential structures

Activity Status:

Planned

Project Number:

011-HSG-MFREH

Project Title:

Multi-Family Housing Rehabilitation

Projected Start Date:

10/01/2012

Projected End Date:

09/30/2015

Benefit Type:

Direct Benefit (Households)

Completed Activity Actual End Date:

National Objective:

Low/Mod

Responsible Organization:

Town of Union

Overall

Total Projected Budget from All Sources

Jul 1 thru Sep 30, 2017

N/A

To Date

\$37,443.00

Total Budget	(\$37,557.00)	\$37,443.00
Total Obligated	(\$37,557.00)	\$37,443.00
Total Funds Drawdown	\$0.00	\$0.00
Program Funds Drawdown	\$0.00	\$0.00
Program Income Drawdown	\$0.00	\$0.00
Program Income Received	\$0.00	\$0.00
Total Funds Expended	\$0.00	\$0.00
Town of Union	\$0.00	\$0.00
Most Impacted and Distressed Expended	\$0.00	\$0.00
Match Contributed	\$0.00	\$0.00

Activity Description:

This activity provides funding on a 50% match basis for owners of flooded rental properties who undertake structural repairs or repairs to major capital building components. At least 51% of the units rehabilitated must be occupied by persons or households meeting HUD's low and moderate income requirements and where the rent is determined to be reasonable, according HUD guidelines, to the household income.

Location Description:

Townwide, flood impacted areas only.

Activity Progress Narrative:

(\$37,557 transferred to Loder Ave. Phase 2 drainage project as part of Plan Amendment #18.) Activity to be cancelled.

Accomplishments Performance Measures

	This Report Period	Cumulative Actual Total / Expected
# of Properties	Total 0	Total 0/10
# of Housing Units	Total 0	Total 0/10
# of Multifamily Units	Total 0	Total 0/10

Beneficiaries Performance Measures

	This Report Period			Cumulative Actual Total / Expected			
	Low	Mod	Total	Low	Mod	Total	Low/Mod
# of Households	0	0	0	0/10	0/0	0/10	0
# Renter Households	0	0	0	0/10	0/0	0/10	0

Activity Locations

No Activity Locations found.

Other Funding Sources Budgeted - Detail

No Other Match Funding Sources Found

Other Funding Sources

Amount

No Other Funding Sources Found
Total Other Funding Sources

