

**Grantee: Town of Union, NY**

**Grant: B-12-MT-36-0001**

**January 1, 2016 thru March 31, 2016 Performance Report**

---



**Grant Number:**

B-12-MT-36-0001

**Obligation Date:****Award Date:****Grantee Name:**

Town of Union, NY

**Contract End Date:****Review by HUD:**

Original - In Progress

**Grant Award Amount:**

\$10,137,818.00

**Grant Status:**

Active

**QPR Contact:**

Paul Nelson

**LOCCS Authorized Amount:**

\$10,137,818.00

**Estimated PI/RL Funds:**

\$0.00

**Total Budget:**

\$10,137,818.00

**Disasters:****Declaration Number**

FEMA-4031-NY

**Narratives****Disaster Damage:**

The flooding that occurred September 7-9, 2011 severely affected five neighborhoods in the Town of Union and caused considerable damage in twelve others. The flooding that occurred both in 2005 and 2006 were confined to two major areas in the Town, those being the South Endwell area and the Fairmont Park subdivision. In 2011, in addition to these two areas, the Westover and West Corners areas were severely affected by flooding. Three of the areas, South Endwell, Fairmont Park, and Westover are affected by backwater from the Susquehanna River. West Corners is affected by the Nanticoke Creek. The Nanticoke Creek affects areas in the western part of the Town of Union including the Route 26 corridor, West Corners, Glendale Drive, and West Endicott. These areas are also subject to backwater effect of the Susquehanna River. That is, once the Susquehanna River rises above a certain stage, floodwaters from the Susquehanna River will back up into the Nanticoke Creek affecting properties in the western portion of the Town.

**Recovery Needs:**

Based upon the surveys, it appears that there are still substantial unmet needs in the community. Homeowners estimated unmet needs at approximately \$4.5 million (an average of \$37,488 per unit however this number includes properties that will be demolished) while business and non-profits estimated remaining unmet needs at just over \$3 million (an average of \$100,043). In addition to the unmet housing and business needs previously identified, floodwaters took a significant toll on the basic infrastructure throughout the Town. Roads, storm water facilities, sanitary sewer plants, and water treatment plants also suffered significant damage and substantially complicated the Town's emergency response efforts. Many of these facilities were built decades ago and were not designed to handle subsequent population growth and resulting development. These facilities are overwhelmed by the ever increasing intensity of storm events and can't be maintained into the future without significant repairs and flood mitigation measures. Private utilities also experienced significant flood related damage to service delivery components.

**Public Comment:**

The Town received a total of sixteen (16) comments on the Action Plan prior to approval by the Town Board and subsequent submission to HUD. Many of the comments were directed at inadequate infrastructure or infrastructure that was damaged during the flood event. Several comments related to the potential use of CDBG-DR funds to assist property owners who wish to participate in the FEMA sponsored buy-out program.

**Overall****Total Projected Budget from All Sources****This Report Period**

N/A

**To Date**

\$9,899,625.60

**Total Budget**

\$417.21

\$9,849,742.60

**Total Obligated**

\$417.21

\$9,849,742.60



<b>Total Funds Drawdown</b>	\$17,388.56	\$4,852,931.93
<b>Program Funds Drawdown</b>	\$17,388.56	\$4,852,931.93
<b>Program Income Drawdown</b>	\$0.00	\$0.00
<b>Program Income Received</b>	\$0.00	\$0.00
<b>Total Funds Expended</b>	\$17,388.56	\$4,768,341.82
<b>Match Contributed</b>	\$0.00	\$0.00

## Progress Toward Required Numeric Targets

<b>Requirement</b>	<b>Required</b>	<b>To Date</b>
<b>Overall Benefit Percentage (Projected)</b>		68.20%
<b>Overall Benefit Percentage (Actual)</b>		51.42%
<b>Minimum Non-Federal Match</b>	\$0.00	\$0.00
<b>Limit on Public Services</b>	\$1,520,672.70	\$0.00
<b>Limit on Admin/Planning</b>	\$2,027,563.60	\$400,874.68
<b>Limit on State Admin</b>	\$0.00	\$241,286.55

## Progress Toward Activity Type Targets

<b>Activity Type</b>	<b>Target</b>	<b>Actual</b>
<b>Public services</b>	\$1,520,672.70	\$0.00

## Progress Toward National Objective Targets

<b>National Objective</b>	<b>Target</b>	<b>Actual</b>
<b>Low/Mod</b>	\$5,068,909.00	\$6,133,082.95

## Overall Progress Narrative:

A number of the projects included in the HUD-approved Action Plan for Disaster Recovery are completed or currently underway.

The draft version of a Long Term Community Recovery Strategy has been completed and printed.

Repairs to several neighborhood facilities including the Boys and Girls Club and the Johnson City Senior Center have been completed. The Westover YMCA project is substantially complete and will be completed when weather permits.

The drainage repairs/improvements that were recommended in the N. Loder Ave. drainage study are now completed. An RFP for design services will be issued in May for Phase 2 improvements.

The FEMA Buyout program and Acquisition for Redevelopment program have now been completed.

Creek bank repairs/improvements at Valleyview Dr. and Western Heights Blvd. have been completed.

Design of the Pine St.-McKinley Ave. drainage improvements is complete and the project can be put out to bid once a permit review process is completed by the United States Army Corps of Engineers (USACE). The environmental review phase has been completed and the Town Board will authorize publication of the Finding of No Significant Impact (FONSI) and Request for Release of Funds (RROF) on May 4th. The release of funds process is expected to be completed on or about June 7th. Construction will begin in the shortly thereafter and completed this construction season.

An RFQ for design services for the JC Water Treatment maintenance facility was issued and 10 proposals were received and reviewed. The Town Board has authorized the Commissioner of Public Works to be negotiations with the highest ranked firm to develop a final scope of work and cost proposal. Actual


construction is expected to begin in the final quarter of 2016.

During the previous report period the Town Board approved Plan Amendment #15 which authorized two new projects including Phase 2 of N. Loder Ave. drainage improvements and the JC Interceptor B storm/sanitary separation. Funding that was unspent from completed or cancelled projects was re-allocated to these new projects. An RFP for design of the JC Interceptor B project was issued and a contract has been executed. Field survey work has been completed and the project is now in the design phase. As mentioned previously, an RFP for design services for Phase 2 of the N Loder Ave. project will be issued in May.

As of the end of the report period, the Town has expended \$\$4,768,341.82 of the \$10,137,818 grant (roughly 47%).

## Project Summary

Project #, Project Title	This Report Period	To Date	
	Program Funds Drawdown	Project Funds Budgeted	Program Funds Drawdown
001-ADM, CDBG-DR Grant Administration	\$10,402.08	\$506,890.90	\$241,286.55
002-PLN, Planning	\$417.21	\$350,099.13	\$159,588.13
003-NGH, Neighborhood Facilities	\$26,137.63	\$974,203.04	\$781,570.64
004-PKS, Park Repairs/Improvements	\$0.00	\$157,476.86	\$157,476.86
005-HSG-OOREH, Owner Occupied Housing Rehabilitation	\$0.00	\$280,977.26	\$0.00
006-ECO-SBR, Small Business Repair Program	\$0.00	\$150,000.00	\$0.00
007-INF, Infrastructure	\$424.34	\$3,930,326.86	\$477,944.11
008-ACQ-FEMA, Acquisition-Buyout	\$0.00	\$357,658.26	\$357,658.26
009-ACQ-RDV, Acquisition For Redevelopment	(\$19,992.70)	\$2,505,992.84	\$2,331,802.65
010-ACQ-DPW, DPW Property Acquisition	\$0.00	\$234,736.44	\$234,736.44
011-HSG-MFREH, Multi-Family Housing Rehabilitation	\$0.00	\$100,000.00	\$0.00
012-HSG-HOINC, Homeownership Incentives	\$0.00	\$7,550.45	\$7,550.45
013-ECO-FLP, Business+Floodproofing+Program	\$0.00	\$205,512.72	\$0.00
014-RCD-PRES, Records Preservation	\$0.00	\$103,317.84	\$103,317.84
9999, Restricted Balance	\$0.00	\$0.00	\$0.00





## Activities

**Project # / Title:** 001-ADM / CDBG-DR Grant Administration

**Grantee Activity Number:** 89-8760-1110-1109

**Activity Title:** CDBG-DR Salaries

**Activity Category:**

Administration

**Activity Status:**

Under Way

**Project Number:**

001-ADM

**Project Title:**

CDBG-DR Grant Administration

**Projected Start Date:**

10/01/2012

**Projected End Date:**

09/30/2017

**Benefit Type:**

N/A

**Completed Activity Actual End Date:**

**National Objective:**

N/A

**Responsible Organization:**

Town of Union

**Overall**

**Total Projected Budget from All Sources**

**Jan 1 thru Mar 31, 2016**

N/A

**To Date**

\$272,500.00

**Total Budget**

\$0.00

\$272,500.00

**Total Obligated**

\$0.00

\$272,500.00

**Total Funds Drawdown**

\$7,300.40

\$94,787.44

**Program Funds Drawdown**

\$7,300.40

\$94,787.44

**Program Income Drawdown**

\$0.00

\$0.00

**Program Income Received**

\$0.00

\$0.00

**Total Funds Expended**

\$7,300.40

\$91,670.88

    Town of Union

\$7,300.40

\$91,670.88

**Match Contributed**

\$0.00

\$0.00

**Activity Description:**


Salaries for CDBG-DR grant.

**Location Description:**

Town Hall, 3111 E. Main St., Endwell, NY 13760

**Activity Progress Narrative:**

CDBG-DR salaries.



## Accomplishments Performance Measures

No Accomplishments Performance Measures

## Beneficiaries Performance Measures

No Beneficiaries Performance Measures found.

## Activity Locations

No Activity Locations found.

## Other Funding Sources Budgeted - Detail

No Other Match Funding Sources Found

### Other Funding Sources

Amount

No Other Funding Sources Found

Total Other Funding Sources



**Grantee Activity Number:** 89-8760-4800-1109

**Activity Title:** CDBG-DR-OTPS

**Activity Category:**

Administration

**Project Number:**

001-ADM

**Projected Start Date:**

10/01/2012

**Benefit Type:**

N/A

**National Objective:**

N/A

**Activity Status:**

Under Way

**Project Title:**

CDBG-DR Grant Administration

**Projected End Date:**

09/30/2017

**Completed Activity Actual End Date:**

**Responsible Organization:**

Town of Union

**Overall**

	<b>Jan 1 thru Mar 31, 2016</b>	<b>To Date</b>
<b>Total Projected Budget from All Sources</b>	N/A	\$115,328.40
<b>Total Budget</b>	\$0.00	\$115,328.40
<b>Total Obligated</b>	\$0.00	\$115,328.40
<b>Total Funds Drawdown</b>	(\$3,355.68)	\$106,027.85
<b>Program Funds Drawdown</b>	(\$3,355.68)	\$106,027.85
<b>Program Income Drawdown</b>	\$0.00	\$0.00
<b>Program Income Received</b>	\$0.00	\$0.00
<b>Total Funds Expended</b>	(\$3,355.68)	\$104,560.38
Town of Union	(\$3,355.68)	\$104,560.38
<b>Match Contributed</b>	\$0.00	\$0.00

**Activity Description:**

General administrative costs for CDBG-DR grant, Other Than Personal Services.

**Location Description:**

Town Hall. 3111 E. Main St. Endwell, NY 13760

**Activity Progress Narrative:**

Correction of previously drawn voucher.

**Accomplishments Performance Measures**

**No Accomplishments Performance Measures**



## Beneficiaries Performance Measures

No Beneficiaries Performance Measures found.

## Activity Locations

No Activity Locations found.

## Other Funding Sources Budgeted - Detail

No Other Match Funding Sources Found

### Other Funding Sources

Amount

No Other Funding Sources Found

Total Other Funding Sources





**Grantee Activity Number:** 89-8760-8000-1109

**Activity Title:** CDBG-DR Benefits

**Activity Category:**

Administration

**Activity Status:**

Under Way

**Project Number:**

001-ADM

**Project Title:**

CDBG-DR Grant Administration

**Projected Start Date:**

10/01/2012

**Projected End Date:**

09/30/2017

**Benefit Type:**

N/A

**Completed Activity Actual End Date:**

**National Objective:**

N/A

**Responsible Organization:**

Town of Union

**Overall**

**Total Projected Budget from All Sources**

**Jan 1 thru Mar 31, 2016**

N/A

**To Date**

\$95,250.00

**Total Budget**

\$0.00

\$95,250.00

**Total Obligated**

\$0.00

\$95,250.00

**Total Funds Drawdown**

\$6,589.73

\$33,483.39

**Program Funds Drawdown**

\$6,589.73

\$33,483.39

**Program Income Drawdown**

\$0.00

\$0.00

**Program Income Received**

\$0.00

\$0.00

**Total Funds Expended**

\$6,589.73

\$32,697.57

Town of Union

\$6,589.73

\$32,697.57

**Match Contributed**

\$0.00

\$0.00

**Activity Description:**

Employee benefits for CDBG-DR grant.

**Location Description:**

Town Hall. 3111 E. Main St. Endwell, NY 13760

**Activity Progress Narrative:**

CDBG-DR benefits.

**Accomplishments Performance Measures**

**No Accomplishments Performance Measures**

## Beneficiaries Performance Measures

No Beneficiaries Performance Measures found.

## Activity Locations

No Activity Locations found.

## Other Funding Sources Budgeted - Detail

No Other Match Funding Sources Found

### Other Funding Sources

Amount

No Other Funding Sources Found

Total Other Funding Sources



**Grantee Activity Number:** 89-8760-8008-1109  
**Activity Title:** CDBG-DR FICAA/Medicare

**Activity Category:**

Administration

**Project Number:**

001-ADM

**Projected Start Date:**

10/01/2012

**Benefit Type:**

N/A

**National Objective:**

N/A

**Activity Status:**

Under Way

**Project Title:**

CDBG-DR Grant Administration

**Projected End Date:**

09/30/2017

**Completed Activity Actual End Date:**

**Responsible Organization:**

Town of Union

**Overall**

	Jan 1 thru Mar 31, 2016	To Date
Total Projected Budget from All Sources	N/A	\$23,812.50
Total Budget	\$0.00	\$23,812.50
Total Obligated	\$0.00	\$23,812.50
Total Funds Drawdown	(\$132.37)	\$6,987.87
Program Funds Drawdown	(\$132.37)	\$6,987.87
Program Income Drawdown	\$0.00	\$0.00
Program Income Received	\$0.00	\$0.00
Total Funds Expended	(\$132.37)	\$6,759.20
Town of Union	(\$132.37)	\$6,759.20
Match Contributed	\$0.00	\$0.00

**Activity Description:**

FICA/Medicare costs for CDBG-DR grant.

**Location Description:**

Town Hall. 3111 E. Main St. Endwell, NY 13760

**Activity Progress Narrative:**

Correction of previously drawn voucher.

**Accomplishments Performance Measures**

No Accomplishments Performance Measures



## Beneficiaries Performance Measures

No Beneficiaries Performance Measures found.

## Activity Locations

No Activity Locations found.

## Other Funding Sources Budgeted - Detail

No Other Match Funding Sources Found

### Other Funding Sources

Amount

No Other Funding Sources Found

Total Other Funding Sources

**Project # / Title:** 002-PLN / Planning

**Grantee Activity Number:** 89-8760-6512-1109

**Activity Title:** Comprehensive Long Term Recovery Plan

**Activity Category:**

Planning

**Project Number:**

002-PLN

**Projected Start Date:**

10/01/2012

**Benefit Type:**

Area Benefit (Census)

**National Objective:**

N/A

**Activity Status:**

Under Way

**Project Title:**

Planning

**Projected End Date:**

02/28/2015

**Completed Activity Actual End Date:**

**Responsible Organization:**

Town of Union

### Overall

**Total Projected Budget from All Sources**

**Jan 1 thru Mar 31, 2016**

N/A

**To Date**

\$141,429.13

**Total Budget**

\$417.21

\$141,429.13

**Total Obligated**

\$417.21

\$141,429.13

**Total Funds Drawdown**

\$417.21

\$141,429.13

**Program Funds Drawdown**

\$417.21

\$141,429.13

**Program Income Drawdown**

\$0.00

\$0.00

**Program Income Received**

\$0.00

\$0.00

**Total Funds Expended**

\$417.21

\$141,429.13

Town of Union

\$417.21

\$141,429.13



Match Contributed

\$0.00

\$0.00

**Activity Description:**

This activity provided funding to supplement a grant from New York State to prepare a Long Term Community Recovery Plan for the Town of Union, including the Villages of Endicott and Johnson City. The project involved an extensive community outreach component, including the town's first ever design charrette. Final report was issued in February 2016.

**Location Description:**

Townwide

**Activity Progress Narrative:**

Final reimbursement for Long Term Community Recovery Strategy.

**Accomplishments Performance Measures**

	This Report Period	Cumulative Actual Total / Expected
	Total	Total
# of Plans or Planning Products	1	2/1

**Beneficiaries Performance Measures**


No Beneficiaries Performance Measures found.

**Activity Locations**

No Activity Locations found.

**Other Funding Sources Budgeted - Detail**

Match Sources	Amount
NYS Smart Growth Grant	\$49,883.00
Subtotal Match Sources	\$49,883.00
Other Funding Sources	Amount
No Other Funding Sources Found	
Total Other Funding Sources	\$49,883.00





**Grantee Activity Number:** 89-8760-6515-1109  
**Activity Title:** Townwide Comprehensive Sewer Infiltration Study

**Activity Category:**

Planning

**Project Number:**

002-PLN

**Projected Start Date:**

10/01/2012

**Benefit Type:**

Area Benefit (Census)

**National Objective:**

N/A

**Activity Status:**

Planned

**Project Title:**

Planning

**Projected End Date:**

09/30/2013

**Completed Activity Actual End Date:**

**Responsible Organization:**

Town of Union

**Overall**

**Total Projected Budget from All Sources**

Jan 1 thru Mar 31, 2016

N/A

To Date

\$78,670.00

**Total Budget**

(\$169,599.08)

\$78,670.00

**Total Obligated**

(\$169,599.08)

\$78,670.00

**Total Funds Drawdown**

\$0.00

\$0.00

**Program Funds Drawdown**

\$0.00

\$0.00

**Program Income Drawdown**

\$0.00

\$0.00

**Program Income Received**

\$0.00

\$0.00

**Total Funds Expended**

\$0.00

\$0.00

Town of Union

\$0.00

\$0.00

**Match Contributed**

\$0.00

\$0.00

**Activity Description:**


During the flood event of 2011 there was significant infiltration of ground water, storm water, and river/creek water into the sanitary sewer system. This infiltration overtaxed the capacity of pumping facilities and may have contributed to backups into homes and businesses at several locations. Infiltration also sends large amounts of additional water unnecessarily to the sewage treatment plant which can result in direct discharge of untreated material into the river when the plant exceeds treatment capacity.

**Location Description:**

Townwide

**Activity Progress Narrative:**

Funds moved to Fairmont Park Floodwall Closure project.



## Accomplishments Performance Measures

No Accomplishments Performance Measures

## Beneficiaries Performance Measures

No Beneficiaries Performance Measures found.

## Activity Locations

No Activity Locations found.

## Other Funding Sources Budgeted - Detail

No Other Match Funding Sources Found

### Other Funding Sources

Amount

No Other Funding Sources Found

Total Other Funding Sources

---

**Project # / Title:** 003-NGH / Neighborhood Facilities

**Grantee Activity Number:** 89-8760-2079-1109

**Activity Title:** Westover YMCA Capital Improvements

**Activity Category:**

Rehabilitation/reconstruction of public facilities

**Activity Status:**

Under Way

**Project Number:**

003-NGH

**Project Title:**

Neighborhood Facilities

**Projected Start Date:**

10/01/2012

**Projected End Date:**

09/30/2014

**Benefit Type:**

Area Benefit (Census)

**Completed Activity Actual End Date:**

**National Objective:**

Low/Mod

**Responsible Organization:**

Town of Union

### Overall

**Total Projected Budget from All Sources**

**Jan 1 thru Mar 31, 2016**

N/A

**To Date**

\$277,756.36

**Total Budget**

\$0.00

\$277,756.36

**Total Obligated**

\$0.00

\$277,756.36

**Total Funds Drawdown**

\$1,447.63

\$108,464.44

**Program Funds Drawdown**

\$1,447.63

\$108,464.44

<b>Program Income Drawdown</b>	\$0.00	\$0.00
<b>Program Income Received</b>	\$0.00	\$0.00
<b>Total Funds Expended</b>	\$1,447.63	\$108,414.44
Town of Union	\$1,447.63	\$108,414.44
<b>Match Contributed</b>	\$0.00	\$0.00

**Activity Description:**

Funds under this activity will be used to reimburse the YMCA for documentable unmet needs relating to damages caused flooding. Funds may also be used to repair the decking around the indoor pool that sank several inches after the building was flooded. Funds may also be used to install floodproofing measures.

**Location Description:**

740 Main St., Johnson City, NY 13790.

**Activity Progress Narrative:**

Construction material testing.

**Accomplishments Performance Measures**

	This Report Period Total	Cumulative Actual Total / Expected Total
# of Public Facilities	0	0/1

**Beneficiaries Performance Measures**

No Beneficiaries Performance Measures found.

**Activity Locations**

No Activity Locations found.

**Other Funding Sources Budgeted - Detail**

No Other Match Funding Sources Found

Other Funding Sources	Amount
No Other Funding Sources Found	
Total Other Funding Sources	



**Grantee Activity Number:** 89-8760-2099-1109  
**Activity Title:** UVES Capital Improvements

**Activity Category:**  
 Rehabilitation/reconstruction of other non-residential  
**Project Number:**  
 003-NGH  
**Projected Start Date:**  
 09/01/2013  
**Benefit Type:**  
 Direct Benefit (Persons)  
**National Objective:**  
 Low/Mod

**Activity Status:**  
 Planned  
**Project Title:**  
 Neighborhood Facilities  
**Projected End Date:**  
 03/31/2015  
**Completed Activity Actual End Date:**  
  
**Responsible Organization:**  
 Town of Union

Overall	Jan 1 thru Mar 31, 2016	To Date
Total Projected Budget from All Sources	N/A	\$90,000.00
Total Budget	\$0.00	\$90,000.00
Total Obligated	\$0.00	\$90,000.00
Total Funds Drawdown	\$24,690.00	\$83,559.96
Program Funds Drawdown	\$24,690.00	\$83,559.96
Program Income Drawdown	\$0.00	\$0.00
Program Income Received	\$0.00	\$0.00
Total Funds Expended	\$24,690.00	\$24,690.00
Town of Union	\$24,690.00	\$24,690.00
Match Contributed	\$0.00	\$0.00

**Activity Description:**  
 This activity will provide funds to repair flood damage to the lower level of the Union Volunteer Emergency Squad facility.

**Location Description:**  
 8 S. Avenue B, Endwell, NY 13760

**Activity Progress Narrative:**  
 Completion of lower level flood repairs.

**Accomplishments Performance Measures**

	This Report Period	Cumulative Actual Total / Expected
	Total	Total
# of buildings (non-residential)	1	1/1

## Beneficiaries Performance Measures

	This Report Period			Cumulative Actual Total / Expected			
	Low	Mod	Total	Low	Mod	Total	Low/Mod
# of Persons	0	0	0	0/500	0/0	0/500	0

## Activity Locations

No Activity Locations found.

## Other Funding Sources Budgeted - Detail

No Other Match Funding Sources Found

Other Funding Sources	Amount
No Other Funding Sources Found	
Total Other Funding Sources	

**Project # / Title:** 005-HSG-OOREH / Owner Occupied Housing Rehabilitation

**Grantee Activity Number:** 89-8760-2093-1109

**Activity Title:** Owner Occupied Housing Rehabilitation

### Activity Category:

Rehabilitation/reconstruction of residential structures

### Activity Status:

Under Way

### Project Number:

005-HSG-OOREH

### Project Title:

Owner Occupied Housing Rehabilitation

### Projected Start Date:

10/01/2012

### Projected End Date:

09/30/2016

### Benefit Type:

Direct Benefit (Households)

### Completed Activity Actual End Date:

### National Objective:

Low/Mod

### Responsible Organization:

Town of Union

## Overall

**Total Projected Budget from All Sources**

**Jan 1 thru Mar 31, 2016**

N/A

**To Date**

\$280,977.26

**Total Budget**

(\$100,400.92)

\$280,977.26

**Total Obligated**

(\$100,400.92)

\$280,977.26

**Total Funds Drawdown**

\$0.00

\$0.00



<b>Program Funds Drawdown</b>	\$0.00	\$0.00
<b>Program Income Drawdown</b>	\$0.00	\$0.00
<b>Program Income Received</b>	\$0.00	\$0.00
<b>Total Funds Expended</b>	\$0.00	\$0.00
Town of Union	\$0.00	\$0.00
<b>Match Contributed</b>	\$0.00	\$0.00

**Activity Description:**

This activity will fund a housing rehabilitation program for income eligible owners of single and two-family homes to undertake structural and major capital component repairs and/or replacement.

**Location Description:**

Townwide.

**Activity Progress Narrative:**

Funds moved to Fairmont Park Floodwall Closure project.

**Accomplishments Performance Measures**

	<b>This Report Period</b>	<b>Cumulative Actual Total / Expected</b>
	<b>Total</b>	<b>Total</b>
<b># of Properties</b>	0	0/60
	<b>This Report Period</b>	<b>Cumulative Actual Total / Expected</b>
	<b>Total</b>	<b>Total</b>
<b># of Housing Units</b>	0	0/60
<b># of Singlefamily Units</b>	0	0/60

**Beneficiaries Performance Measures**

	<b>This Report Period</b>			<b>Cumulative Actual Total / Expected</b>			
	<b>Low</b>	<b>Mod</b>	<b>Total</b>	<b>Low</b>	<b>Mod</b>	<b>Total</b>	<b>Low/Mod</b>
<b># of Households</b>	0	0	0	0/60	0/0	0/60	0
<b># Owner Households</b>	0	0	0	0/60	0/0	0/60	0

**Activity Locations**

No Activity Locations found.

**Other Funding Sources Budgeted - Detail**

No Other Match Funding Sources Found

<b>Other Funding Sources</b>	<b>Amount</b>
No Other Funding Sources Found	
Total Other Funding Sources	



**Project # / Title: 007-INF / Infrastructure**

**Grantee Activity Number: 89-8760-2083-1109**

**Activity Title: Fairmont Park Levee Repair**

**Activity Category:**

Dike/dam/stream-river bank repairs

**Project Number:**

007-INF

**Projected Start Date:**

10/01/2012

**Benefit Type:**

Area Benefit (Census)

**National Objective:**

Urgent Need

**Activity Status:**

Planned

**Project Title:**

Infrastructure

**Projected End Date:**

09/30/2015

**Completed Activity Actual End Date:**

**Responsible Organization:**

Town of Union

**Overall**

**Total Projected Budget from All Sources**

**Jan 1 thru Mar 31, 2016**

N/A

**To Date**

\$373,865.46

**Total Budget**

\$270,000.00

\$373,865.46

**Total Obligated**

\$270,000.00

\$373,865.46

**Total Funds Drawdown**

\$157.14

\$157.14

**Program Funds Drawdown**

\$157.14

\$157.14

**Program Income Drawdown**

\$0.00

\$0.00

**Program Income Received**

\$0.00

\$0.00

**Total Funds Expended**

\$157.14

\$157.14

Town of Union

\$157.14

\$157.14

**Match Contributed**

\$0.00

\$0.00

**Activity Description:**

This activity will provide funding to complete repairs to the earthen existing levee to re-establish a uniform elevation and complete a missing section of the levee that was never completed during the initial construction.

**Location Description:**

Fairmont Park subdivision, Johnson City, NY 13790.

**Activity Progress Narrative:**

Legal notices for NEPA review.

**Accomplishments Performance Measures**

	This Report Period	Cumulative Actual Total / Expected
	Total	Total
# of Public Facilities	0	0/1



### Beneficiaries Performance Measures

No Beneficiaries Performance Measures found.

### Activity Locations

No Activity Locations found.

### Other Funding Sources Budgeted - Detail

No Other Match Funding Sources Found

#### Other Funding Sources

Amount

No Other Funding Sources Found

Total Other Funding Sources

---



**Grantee Activity Number:** 89-8760-2085-1109  
**Activity Title:** JC Water Plant Maintenance Facility

**Activity Category:**  
 Rehabilitation/reconstruction of public facilities  
**Project Number:**  
 007-INF  
**Projected Start Date:**  
 10/01/2012  
**Benefit Type:**  
 Area Benefit (Census)  
**National Objective:**  
 Low/Mod

**Activity Status:**  
 Planned  
**Project Title:**  
 Infrastructure  
**Projected End Date:**  
 09/30/2015  
**Completed Activity Actual End Date:**  
  
**Responsible Organization:**  
 Town of Union

Overall	Jan 1 thru Mar 31, 2016	To Date
Total Projected Budget from All Sources	N/A	\$716,000.00
Total Budget	\$0.00	\$716,000.00
Total Obligated	\$0.00	\$716,000.00
Total Funds Drawdown	\$228.44	\$228.44
Program Funds Drawdown	\$228.44	\$228.44
Program Income Drawdown	\$0.00	\$0.00
Program Income Received	\$0.00	\$0.00
Total Funds Expended	\$228.44	\$228.44
Town of Union	\$228.44	\$228.44
Match Contributed	\$0.00	\$0.00

**Activity Description:**

This activity will provide funds to demolish, including asbestos surveys and removal if necessary, the existing flood damaged storage building at the Johnson City water treatment facility and construct a new building at a higher elevation to avoid future flood damage. The Village will be required to carry flood insurance for the new facility.

**Location Description:**

Camden St., Johnson City, NY 13790.

**Activity Progress Narrative:**

Legal notices for NEPA review.

**Accomplishments Performance Measures**

	This Report Period	Cumulative Actual Total / Expected
	Total	Total
# of Public Facilities	0	0/1



### Beneficiaries Performance Measures

No Beneficiaries Performance Measures found.

### Activity Locations

No Activity Locations found.

### Other Funding Sources Budgeted - Detail

No Other Match Funding Sources Found

#### Other Funding Sources

Amount

No Other Funding Sources Found

Total Other Funding Sources

---






**Grantee Activity Number:** 89-8760-2110-1109  
**Activity Title:** JC Sanitary Sewer Interceptor B

**Activity Category:**  
 Rehabilitation/reconstruction of a public improvement  
**Project Number:**  
 007-INF  
**Projected Start Date:**  
 11/18/2015  
**Benefit Type:**  
 Area Benefit (Census)  
**National Objective:**  
 Low/Mod

**Activity Status:**  
 Planned  
**Project Title:**  
 Infrastructure  
**Projected End Date:**  
 03/31/2017  
**Completed Activity Actual End Date:**  
  
**Responsible Organization:**  
 Town of Union

Overall	Jan 1 thru Mar 31, 2016	To Date
Total Projected Budget from All Sources	N/A	\$435,000.00
Total Budget	\$0.00	\$435,000.00
Total Obligated	\$0.00	\$435,000.00
Total Funds Drawdown	\$38.76	\$38.76
Program Funds Drawdown	\$38.76	\$38.76
Program Income Drawdown	\$0.00	\$0.00
Program Income Received	\$0.00	\$0.00
Total Funds Expended	\$38.76	\$38.76
Town of Union	\$38.76	\$38.76
Match Contributed	\$0.00	\$0.00



**Activity Description:**

**Location Description:**

**Activity Progress Narrative:**  
 Legal notice for design services RFP.

**Accomplishments Performance Measures**

	This Report Period	Cumulative Actual Total / Expected
	Total	Total
# of Housing Units	0	0/50
# of Singlefamily Units	0	0/50



## Beneficiaries Performance Measures

No Beneficiaries Performance Measures found.

## Activity Locations

No Activity Locations found.

## Other Funding Sources Budgeted - Detail

No Other Match Funding Sources Found

### Other Funding Sources

Amount

No Other Funding Sources Found

Total Other Funding Sources

**Project # / Title:** 009-ACQ-RDV / Acquisition For Redevelopment

**Grantee Activity Number:** 89-20251-4783-1109

**Activity Title:** Acquisition for Redevelopment/Urgent Need

### Activity Category:

Acquisition - general

### Project Number:

009-ACQ-RDV

### Projected Start Date:

10/01/2012

### Benefit Type:

### National Objective:

Urgent Need

### Activity Status:

Under Way

### Project Title:

Acquisition For Redevelopment

### Projected End Date:

09/30/2015

### Completed Activity Actual End Date:

### Responsible Organization:

Town of Union

## Overall

**Total Projected Budget from All Sources**

**Jan 1 thru Mar 31, 2016**

**To Date**

N/A

\$1,490,000.00

**Total Budget**

\$0.00

\$1,490,000.00

**Total Obligated**

\$0.00

\$1,490,000.00

**Total Funds Drawdown**

\$444.58

\$1,489,576.15

**Program Funds Drawdown**

\$444.58

\$1,489,576.15

**Program Income Drawdown**

\$0.00

\$0.00

**Program Income Received**

\$0.00

\$0.00

**Total Funds Expended**

\$444.58

\$1,436,115.34

Town of Union

\$444.58

\$1,436,115.34

**Match Contributed**

\$0.00

\$0.00

**Activity Description:**

The activity involves the voluntary sale of flood damaged homes in the Westover, S. Endwell, and Fairmont Park neighborhoods to the town. Once acquired, the structures will be demolished. The vacant lots will be made available for future development in a more flood resistant manner consistent with FEMA construction guidelines..

**Location Description:**

Westover, S. Endwell, and Fairmont Park neighborhoods.

**Activity Progress Narrative:**

Final costs for acquisition for redevelopment project.

**Accomplishments Performance Measures**

	This Report Period	Cumulative Actual Total / Expected
	Total	Total
# of Parcels acquired voluntarily	0	18/21

	This Report Period	Cumulative Actual Total / Expected
	Total	Total
# of Housing Units	0	18/21
# of Singlefamily Units	0	18/21

**Beneficiaries Performance Measures**

No Beneficiaries Performance Measures found.

**Activity Locations**

No Activity Locations found.

**Other Funding Sources Budgeted - Detail**

No Other Match Funding Sources Found

**Other Funding Sources**

No Other Funding Sources Found

Total Other Funding Sources

**Amount**



**Grantee Activity Number:** 89-20251-4784-1109  
**Activity Title:** Acquisition for Redevelopment/Low Mod.

**Activity Category:**

Acquisition - general

**Project Number:**

009-ACQ-RDV

**Projected Start Date:**

10/01/2012

**Benefit Type:**

Direct Benefit (Households)

**National Objective:**

Low/Mod

**Activity Status:**

Under Way

**Project Title:**

Acquisition For Redevelopment

**Projected End Date:**

09/30/2015

**Completed Activity Actual End Date:**

**Responsible Organization:**

Town of Union

**Overall**

	Jan 1 thru Mar 31, 2016	To Date
Total Projected Budget from All Sources	N/A	\$1,000,992.84
Total Budget	\$0.00	\$1,000,992.84
Total Obligated	\$0.00	\$1,000,992.84
Total Funds Drawdown	(\$20,437.28)	\$842,226.50
Program Funds Drawdown	(\$20,437.28)	\$842,226.50
Program Income Drawdown	\$0.00	\$0.00
Program Income Received	\$0.00	\$0.00
Total Funds Expended	(\$20,437.28)	\$895,737.31
Town of Union	(\$20,437.28)	\$895,737.31
Match Contributed	\$0.00	\$0.00

**Activity Description:**

The activity involves the voluntary sale of flood damaged homes in the Westover, S. Endwell, and Fairmont Park neighborhoods to the Town. Once acquired, the structures will be demolished. The vacant lots will be made available for future development in a more flood resistant manner consistent with FEMA construction guidelines.

**Location Description:**

Westover, S. Endwell, and Fairmont Park neighborhoods.

**Activity Progress Narrative:**

To correct previously drawn voucher.

**Accomplishments Performance Measures**

	This Report Period	Cumulative Actual Total / Expected
	Total	Total
# of Parcels acquired voluntarily	0	14/14



	This Report Period	Cumulative Actual Total / Expected
	Total	Total
# of Housing Units	0	14/14
# of Singlefamily Units	0	14/14

### Beneficiaries Performance Measures

	This Report Period			Cumulative Actual Total / Expected			
	Low	Mod	Total	Low	Mod	Total	Low/Mod
# of Households	0	0	0	0/14	0/0	0/14	0
# Owner Households	0	0	0	0/14	0/0	0/14	0

### Activity Locations

No Activity Locations found.

### Other Funding Sources Budgeted - Detail

No Other Match Funding Sources Found

#### Other Funding Sources

No Other Funding Sources Found

Total Other Funding Sources

Amount

