

Grantee: Town of Union, NY

Grant: B-12-MT-36-0001

October 1, 2017 thru December 31, 2017 Performance



Grant Number:

B-12-MT-36-0001

Obligation Date:**Award Date:****Grantee Name:**

Town of Union, NY

Contract End Date:**Review by HUD:**

Original - In Progress

Grant Award Amount:

\$10,137,818.00

Grant Status:

Active

QPR Contact:

Paul Nelson

LOCCS Authorized Amount:

\$10,137,818.00

Estimated PI/RL Funds:

\$500,000.00

Total Budget:

\$10,637,818.00

Disasters:**Declaration Number**

FEMA-4031-NY

Narratives**Disaster Damage:**

The flooding that occurred September 7-9, 2011 severely affected five neighborhoods in the Town of Union and caused considerable damage in twelve others. The flooding that occurred both in 2005 and 2006 were confined to two major areas in the Town, those being the South Endwell area and the Fairmont Park subdivision. In 2011, in addition to these two areas, the Westover and West Corners areas were severely affected by flooding. Three of the areas, South Endwell, Fairmont Park, and Westover are affected by backwater from the Susquehanna River. West Corners is affected by the Nanticoke Creek. The Nanticoke Creek affects areas in the western part of the Town of Union including the Route 26 corridor, West Corners, Glendale Drive, and West Endicott. These areas are also subject to backwater effect of the Susquehanna River. That is, once the Susquehanna River rises above a certain stage, floodwaters from the Susquehanna River will back up into the Nanticoke Creek affecting properties in the western portion of the Town.

Recovery Needs:

Based upon the surveys, it appears that there are still substantial unmet needs in the community. Homeowners estimated unmet needs at approximately \$4.5 million (an average of \$37,488 per unit however this number includes properties that will be demolished) while business and non-profits estimated remaining unmet needs at just over \$3 million (an average of \$100,043). In addition to the unmet housing and business needs previously identified, floodwaters took a significant toll on the basic infrastructure throughout the Town. Roads, storm water facilities, sanitary sewer plants, and water treatment plants also suffered significant damage and substantially complicated the Town's emergency response efforts. Many of these facilities were built decades ago and were not designed to handle subsequent population growth and resulting development. These facilities are overwhelmed by the ever increasing intensity of storm events and can't be maintained into the future without significant repairs and flood mitigation measures. Private utilities also experienced significant flood related damage to service delivery components.

Public Comment:

The Town received a total of sixteen (16) comments on the Action Plan prior to approval by the Town Board and subsequent submission to HUD. Many of the comments were directed at inadequate infrastructure or infrastructure that was damaged during the flood event. Several comments related to the potential use of CDBG-DR funds to assist property owners who wish to participate in the FEMA sponsored buy-out program.

Overall**Total Projected Budget from All Sources****Total Budget****Total Obligated****This Report Period**

N/A

\$37,443.00

\$0.00

To Date

\$10,201,234.15

\$10,151,351.15

\$9,744,520.45



Total Funds Drawdown	\$716,593.74	\$6,638,532.30
Program Funds Drawdown	\$694,388.74	\$6,526,549.45
Program Income Drawdown	\$22,205.00	\$111,982.85
Program Income Received	\$22,205.00	\$111,982.85
Total Funds Expended	\$694,388.74	\$6,555,506.45
Most Impacted and Distressed Expended	\$0.00	\$0.00
Match Contributed	\$0.00	\$0.00

Progress Toward Required Numeric Targets

Requirement	Target	Actual
Overall Benefit Percentage (Projected)		61.47%
Overall Benefit Percentage (Actual)		56.86%
Minimum Non-Federal Match	\$0.00	\$0.00
Limit on Public Services	\$1,520,672.70	\$0.00
Limit on Admin/Planning	\$2,027,563.60	\$488,437.56
Limit on State Admin	\$0.00	\$328,849.43
Most Impacted and Distressed Threshold (Projected)	\$0.00	\$0.00

Overall Progress Narrative:

A number of the projects included in the HUD-approved Action Plan for Disaster Recovery are completed or currently underway.

Phase 2 of the Loder Ave. Drainage Project has now been substantially completed. Additional costs were incurred due to unforeseen subsurface field conditions. The cost of the project increased due to additional material testing, trucking of unsuitable material off-site, tipping fees at the Broome County landfill, and increased quantities of suitable backfill material. Final payment on this project will be made during the first quarter of 2018.

Design of the JC Water Treatment maintenance facility is complete. Estimated construction costs exceed the amount of funds available and the Village of Johnson City is pursuing other CDBG-DR funds from New York State to fill the funding gap. Due to the long approval process utilized by the state, the bid for actual construction is now expected to be issued in the first quarter of 2018 with construction completed during the 2018 construction.

A contract was executed for design of the JC Interceptor B project and field survey work was completed. During the initial design process, subsurface conditions rendered the proposed method of construction (direct bore) infeasible. The scope of the project was expanded to collect and direct the interceptor B storm water to Grand Ave. via new catch basins and storm pipe. The existing combined sanitary/storm sewer on Grand Ave. is being separated. And a new storm line will be installed on Grand Ave. from Cook St. to Willow St. The new Interceptor B storm lines will tie into the new storm line along Grand Ave. The Project design is ongoing and the project will be let for construction bids during the first quarter of 2018.

A contract for engineering/design of the West Creek stream bank stabilization project was awarded during the current report period and design is underway. Due to NYSDEC and USACE regulations actual construction can't begin until after July 16, 2018.

The Watson Blvd. floodwall closure project has now been completed.

The procurement process for installation of backflow prevention devices for homes impacted by the 2011 flood has been completed. Work will begin once weather conditions permit.

The demolition of the BAE facility in Westover is now complete. The Planning Department has begun discussions with the US Army Corps of Engineers regarding survey work that will need to be done in order to move forward with repairs to the Westover flood levee. The Baltimore Office indicated that a review of the levee will be part of an extensive review of the entire Susquehanna River Basin watershed. The watershed project is underway and several public meetings have been conducted.

As of the end of the report period, the town has expended \$6,548,626.39 of the \$10,137,818 grant (roughly 68%).

Project Summary

Project #, Project Title	This Report Period	To Date	
	Program Funds Drawdown	Project Funds Budgeted	Program Funds Drawdown
001-ADM, CDBG-DR Grant Administration	\$6,880.06	\$452,261.58	\$328,849.43
002-PLN, Planning	\$0.00	\$184,588.13	\$159,588.13
003-NGH, Neighborhood Facilities	\$0.00	\$938,421.10	\$938,421.10
004-PKS, Park Repairs/Improvements	\$0.00	\$157,476.86	\$157,476.86
005-HSG-OOREH, Owner Occupied Housing Rehabilitation	\$5,830.00	\$130,977.26	\$46,329.20
006-ECO-SBR, Small Business Repair Program	\$0.00	\$0.00	\$0.00
007-INF, Infrastructure	\$681,678.68	\$5,052,493.82	\$1,860,819.09
008-ACQ-FEMA, Acquisition-Buyout	\$0.00	\$357,658.26	\$357,658.26
009-ACQ-RDV, Acquisition For Redevelopment	\$0.00	\$2,505,992.84	\$2,331,802.65
010-ACQ-DPW, DPW Property Acquisition	\$0.00	\$234,736.44	\$234,736.44
011-HSG-MFREH, Multi-Family Housing Rehabilitation	\$0.00	\$0.00	\$0.00
012-HSG-HOINC, Homeownership Incentives	\$0.00	\$7,550.45	\$7,550.45
013-ECO-FLP, Business+Floodproofing+Program	\$0.00	\$105,512.72	\$0.00
014-RCD-PRES, Records Preservation	\$0.00	\$103,317.84	\$103,317.84
9999, Restricted Balance	\$0.00	\$0.00	\$0.00

Activities

Project # / Title: 001-ADM / CDBG-DR Grant Administration

Grantee Activity Number: 89-8760-1110-1109

Activity Title: CDBG-DR Salaries

Activity Category:

Administration

Project Number:

001-ADM

Projected Start Date:

10/01/2012

Benefit Type:

N/A

National Objective:

N/A

Activity Status:

Under Way

Project Title:

CDBG-DR Grant Administration

Projected End Date:

09/30/2019

Completed Activity Actual End Date:

Responsible Organization:

Town of Union

Overall

Total Projected Budget from All Sources

Total Budget

Total Obligated

Total Funds Drawdown

Program Funds Drawdown

Program Income Drawdown

Program Income Received

Total Funds Expended

Town of Union

Most Impacted and Distressed Expended

Match Contributed

Oct 1 thru Dec 31, 2017

N/A

\$0.00

\$0.00

\$4,268.18

\$4,268.18

\$0.00

\$0.00

\$4,268.18

\$4,268.18

\$0.00

\$0.00

To Date

\$232,065.08

\$232,065.08

\$232,065.08

\$140,374.53

\$140,374.53

\$0.00

\$0.00

\$140,374.53

\$140,374.53

\$0.00

\$0.00

Activity Description:

Salaries for CDBG-DR grant.

Location Description:

Town Hall, 3111 E. Main St., Endwell, NY 13760

Activity Progress Narrative:

CDBG-DR salary expenses.

Accomplishments Performance Measures

No Accomplishments Performance Measures

Beneficiaries Performance Measures

No Beneficiaries Performance Measures found.

Activity Locations

No Activity Locations found.

Other Funding Sources Budgeted - Detail


No Other Match Funding Sources Found

Other Funding Sources

Amount

No Other Funding Sources Found

Total Other Funding Sources



Grantee Activity Number: 89-8760-4800-1109

Activity Title: CDBG-DR-OTPS

Activity Category:

Administration

Project Number:

001-ADM

Projected Start Date:

10/01/2012

Benefit Type:

N/A

National Objective:

N/A

Activity Status:

Under Way

Project Title:

CDBG-DR Grant Administration

Projected End Date:

09/30/2019

Completed Activity Actual End Date:

Responsible Organization:

Town of Union

Overall

Total Projected Budget from All Sources

Total Budget

Total Obligated

Total Funds Drawdown

Program Funds Drawdown

Program Income Drawdown

Program Income Received

Total Funds Expended

Town of Union

Most Impacted and Distressed Expended

Match Contributed

Oct 1 thru Dec 31, 2017

N/A

\$0.00

\$0.00

\$230.35

\$230.35

\$0.00

\$0.00

\$230.35

\$230.35

\$0.00

\$0.00

To Date

\$115,328.40

\$115,328.40

\$115,328.40

\$114,905.97

\$114,905.97

\$0.00

\$0.00

\$114,905.97

\$114,905.97

\$0.00

\$0.00

Activity Description:

General administrative costs for CDBG-DR grant, Other Than Personal Services.

Location Description:

Town Hall. 3111 E. Main St. Endwell, NY 13760

Activity Progress Narrative:

CDBG-DR Other Than Personal Services (OTPS) costs.

Accomplishments Performance Measures

No Accomplishments Performance Measures

Beneficiaries Performance Measures

No Beneficiaries Performance Measures found.


Activity Locations

No Activity Locations found.

Other Funding Sources Budgeted - Detail

No Other Match Funding Sources Found

Other Funding Sources	Amount
No Other Funding Sources Found	
Total Other Funding Sources	



Grantee Activity Number: 89-8760-8000-1109

Activity Title: CDBG-DR Benefits

Activity Category:

Administration

Project Number:

001-ADM

Projected Start Date:

10/01/2012

Benefit Type:

N/A

National Objective:

N/A

Activity Status:

Under Way

Project Title:

CDBG-DR Grant Administration

Projected End Date:

09/30/2019

Completed Activity Actual End Date:

Responsible Organization:

Town of Union

Overall

Total Projected Budget from All Sources

Total Budget

Total Obligated

Total Funds Drawdown

Program Funds Drawdown

Program Income Drawdown

Program Income Received

Total Funds Expended

Town of Union

Most Impacted and Distressed Expended

Match Contributed

Oct 1 thru Dec 31, 2017

N/A

\$0.00

\$0.00

\$2,079.27

\$2,079.27

\$0.00

\$0.00

\$2,079.27

\$2,079.27

\$0.00

\$0.00

To Date

\$81,055.60

\$81,055.60

\$81,055.60

\$63,503.42

\$63,503.42

\$0.00

\$0.00

\$63,503.42

\$63,503.42

\$0.00

\$0.00

Activity Description:

Employee benefits for CDBG-DR grant.

Location Description:

Town Hall. 3111 E. Main St. Endwell, NY 13760

Activity Progress Narrative:

CDBG-DR benefit costs.

Accomplishments Performance Measures

No Accomplishments Performance Measures

Beneficiaries Performance Measures

No Beneficiaries Performance Measures found.


Activity Locations

No Activity Locations found.

Other Funding Sources Budgeted - Detail

No Other Match Funding Sources Found

Other Funding Sources	Amount
No Other Funding Sources Found	
Total Other Funding Sources	



Grantee Activity Number:	89-8760-8008-1109
Activity Title:	CDBG-DR FICAA/Medicare

Activity Category:

Administration

Activity Status:

Under Way

Project Number:

001-ADM

Project Title:

CDBG-DR Grant Administration

Projected Start Date:

10/01/2012

Projected End Date:

09/30/2019

Benefit Type:

N/A

Completed Activity Actual End Date:**National Objective:**

N/A

Responsible Organization:

Town of Union

Overall**Oct 1 thru Dec 31, 2017****To Date****Total Projected Budget from All Sources**

N/A

\$23,812.50

Total Budget

\$0.00

\$23,812.50

Total Obligated

\$0.00

\$23,812.50

Total Funds Drawdown

\$302.26

\$10,065.51

Program Funds Drawdown

\$302.26

\$10,065.51

Program Income Drawdown

\$0.00

\$0.00

Program Income Received

\$0.00

\$0.00

Total Funds Expended

\$302.26

\$10,065.51

Town of Union

\$302.26

\$10,065.51

Most Impacted and Distressed Expended

\$0.00

\$0.00

Match Contributed

\$0.00

\$0.00

Activity Description:

FICA/Medicare costs for CDBG-DR grant.

Location Description:

Town Hall. 3111 E. Main St. Endwell, NY 13760

Activity Progress Narrative:

CDBG-DR FICA/Medicare costs.

Accomplishments Performance Measures**No Accomplishments Performance Measures**

Beneficiaries Performance Measures

No Beneficiaries Performance Measures found.

Activity Locations

No Activity Locations found.

Other Funding Sources Budgeted - Detail

No Other Match Funding Sources Found

Other Funding Sources

Amount

No Other Funding Sources Found

Total Other Funding Sources

Project # / Title: 002-PLN / Planning

Grantee Activity Number: 89-8760-6513-1109

Activity Title: Townwide Comprehensive Drainage Plan

Activity Category:

Planning

Project Number:

002-PLN

Projected Start Date:

10/01/2012

Benefit Type:

Area Benefit (Census)

National Objective:

N/A

Activity Status:

Completed

Project Title:

Planning

Projected End Date:

02/28/2015

Completed Activity Actual End Date:

Responsible Organization:

Town of Union

Overall

Total Projected Budget from All Sources

Oct 1 thru Dec 31, 2017

N/A

To Date

\$18,159.00

Total Budget

(\$26,841.00)

\$18,159.00

Total Obligated

(\$26,841.00)

\$18,159.00

Total Funds Drawdown

\$0.00

\$18,159.00

Program Funds Drawdown

\$0.00

\$18,159.00

Program Income Drawdown

\$0.00

\$0.00

Program Income Received

\$0.00

\$0.00

Total Funds Expended

\$0.00

\$18,159.00

Town of Union

\$0.00

\$18,159.00

Most Impacted and Distressed Expended	\$0.00	\$0.00
Match Contributed	\$0.00	\$0.00

Activity Description:

Creation of townwide drainage plan to address flooding issues.

Location Description:

Townwide

Activity Progress Narrative:

\$26,841.00 transferred to N. Loder Ave. project as part of Plan Amendment # 19.

Accomplishments Performance Measures

	This Report Period	Cumulative Actual Total / Expected
	Total	Total
# of Plans or Planning Products	0	0/1

Beneficiaries Performance Measures

	Beneficiaries - Area Benefit Census Method			
	Low	Mod	Total	Low/Mod
# of Persons	0	0	1	0.00

LMI%:

Activity Locations

No Activity Locations found.

Other Funding Sources Budgeted - Detail

No Other Match Funding Sources Found

Other Funding Sources

No Other Funding Sources Found

Total Other Funding Sources

Amount

Project # / Title: 005-HSG-OOREH / Owner Occupied Housing Rehabilitation

Grantee Activity Number: 89-8760-2093-1109

Activity Title: Owner Occupied Housing Rehabilitation



Activity Category:

Rehabilitation/reconstruction of residential structures

Project Number:

005-HSG-OOREH

Projected Start Date:

10/01/2012

Benefit Type:

Direct Benefit (Households)

National Objective:

Low/Mod

Activity Status:

Under Way

Project Title:

Owner Occupied Housing Rehabilitation

Projected End Date:

12/31/2019

Completed Activity Actual End Date:**Responsible Organization:**

Town of Union

Overall**Total Projected Budget from All Sources****Oct 1 thru Dec 31, 2017**

N/A

To Date

\$130,977.26

Total Budget

\$0.00

\$130,977.26

Total Obligated

\$0.00

\$130,977.26

Total Funds Drawdown

\$5,830.00

\$46,329.20

Program Funds Drawdown

\$5,830.00

\$46,329.20

Program Income Drawdown

\$0.00

\$0.00

Program Income Received

\$0.00

\$0.00

Total Funds Expended

\$5,830.00

\$46,329.20

Town of Union

\$5,830.00

\$46,329.20

Most Impacted and Distressed Expended

\$0.00

\$0.00

Match Contributed

\$0.00

\$0.00

Activity Description:

This activity will fund a housing rehabilitation program for income eligible owners of single and two-family homes to undertake structural and major capital component repairs and/or replacement.

Location Description:

Townwide.

Activity Progress Narrative:

Owner occupied housing flood repairs.

Accomplishments Performance Measures

	This Report Period	Cumulative Actual Total / Expected
	Total	Total
# of Properties	0	3/60

	This Report Period	Cumulative Actual Total / Expected
	Total	Total
# of Housing Units	0	3/60
# of Singlefamily Units	0	3/60

Beneficiaries Performance Measures

	This Report Period			Cumulative Actual Total / Expected			
	Low	Mod	Total	Low	Mod	Total	Low/Mod
# of Households	0	0	0	1/60	2/0	3/60	100.00
# Owner Households	0	0	0	1/60	2/0	3/60	100.00

Activity Locations

No Activity Locations found.

Other Funding Sources Budgeted - Detail

No Other Match Funding Sources Found

Other Funding Sources

No Other Funding Sources Found

Total Other Funding Sources

Amount

Project # / Title: 007-INF / Infrastructure

Grantee Activity Number: 89-8760-2083-1109

Activity Title: Fairmont Park Levee Repair

Activity Category:

Dike/dam/stream-river bank repairs

Activity Status:

Under Way

Project Number:

007-INF

Project Title:

Infrastructure

Projected Start Date:

10/01/2012

Projected End Date:

12/31/2019

Benefit Type:

Area Benefit (Census)

Completed Activity Actual End Date:

National Objective:

Urgent Need

Responsible Organization:

Town of Union

Overall

Total Projected Budget from All Sources

Oct 1 thru Dec 31, 2017

N/A

To Date

\$373,865.46

Total Budget	\$0.00	\$373,865.46
Total Obligated	\$0.00	\$373,865.46
Total Funds Drawdown	\$175,228.27	\$175,405.93
Program Funds Drawdown	\$175,228.27	\$175,405.93
Program Income Drawdown	\$0.00	\$0.00
Program Income Received	\$0.00	\$0.00
Total Funds Expended	\$175,228.27	\$175,405.93
Town of Union	\$175,228.27	\$175,405.93
Most Impacted and Distressed Expended	\$0.00	\$0.00
Match Contributed	\$0.00	\$0.00

Activity Description:

This activity will provide funding to complete repairs to the earthen existing levee to re-establish a uniform elevation and complete a missing section of the levee that was never completed during the initial construction.

Location Description:

Fairmont Park subdivision, Johnson City, NY 13790.

Activity Progress Narrative:

Fairmont Park flood gate installation. Others funding sources included New York State and FEMA.

Accomplishments Performance Measures

	This Report Period	Cumulative Actual Total / Expected
	Total	Total
# of public facilities	0	0/1

Beneficiaries Performance Measures

No Beneficiaries Performance Measures found.

Activity Locations

No Activity Locations found.

Other Funding Sources Budgeted - Detail

No Other Match Funding Sources Found

Other Funding Sources	Amount
No Other Funding Sources Found	
Total Other Funding Sources	

Grantee Activity Number:	89-8760-2085-1109
Activity Title:	JC Water Plant Maintenance Facility

Activity Category:

Rehabilitation/reconstruction of public facilities

Project Number:

007-INF

Projected Start Date:

10/01/2012

Benefit Type:

Area Benefit (Census)

National Objective:

Low/Mod

Activity Status:

Under Way

Project Title:

Infrastructure

Projected End Date:

12/31/2019

Completed Activity Actual End Date:
Responsible Organization:

Town of Union

Overall
Total Projected Budget from All Sources
Oct 1 thru Dec 31, 2017

N/A

To Date

\$716,000.00

Total Budget

\$0.00

\$716,000.00

Total Obligated

\$0.00

\$716,000.00

Total Funds Drawdown

\$42,460.00

\$75,269.62

Program Funds Drawdown

\$42,460.00

\$75,269.62

Program Income Drawdown

\$0.00

\$0.00

Program Income Received

\$0.00

\$0.00

Total Funds Expended

\$42,460.00

\$75,269.62

Town of Union

\$42,460.00

\$75,269.62

Most Impacted and Distressed Expended

\$0.00

\$0.00

Match Contributed

\$0.00

\$0.00

Activity Description:

This activity will provide funds to demolish, including asbestos surveys and removal if necessary, the existing flood damaged storage building at the Johnson City water treatment facility and construct a new building at a higher elevation to avoid future flood damage. The Village will be required to carry flood insurance for the new facility.

Location Description:

Camden St., Johnson City, NY 13790.

Activity Progress Narrative:

Design/engineering costs.

Accomplishments Performance Measures

	This Report Period	Cumulative Actual Total / Expected
	Total	Total
# of public facilities	0	0/1

Beneficiaries Performance Measures

No Beneficiaries Performance Measures found.

Activity Locations

No Activity Locations found.


Other Funding Sources Budgeted - Detail

No Other Match Funding Sources Found

Other Funding Sources

Amount

No Other Funding Sources Found
Total Other Funding Sources



Grantee Activity Number:	89-8760-2109-1109
Activity Title:	N. Loder Ave. Drainage Improvements

Activity Category:

Construction/reconstruction of streets

Project Number:

007-INF

Projected Start Date:

06/01/2015

Benefit Type:

Area Benefit (Census)

National Objective:

Low/Mod

Activity Status:

Under Way

Project Title:

Infrastructure

Projected End Date:

11/30/2017

Completed Activity Actual End Date:
Responsible Organization:

Town of Union

Overall
Total Projected Budget from All Sources
Oct 1 thru Dec 31, 2017

N/A

To Date

\$1,097,104.85

Total Budget

\$114,284.00

\$1,097,104.85

Total Obligated

\$114,284.00

\$1,080,104.85

Total Funds Drawdown

\$471,345.41

\$951,427.39

Program Funds Drawdown

\$449,140.41

\$868,401.54

Program Income Drawdown

\$22,205.00

\$83,025.85

Program Income Received

\$0.00

\$0.00

Total Funds Expended

\$449,140.41

\$868,401.54

Town of Union

\$449,140.41

\$868,401.54

Most Impacted and Distressed Expended

\$0.00

\$0.00

Match Contributed

\$0.00

\$0.00

Activity Description:

Installation of new drainage system designed to address flooding that occurred during the 2011 flood event. These improvements are part of an overall street reconstruction activity using regular CDBG funds. Phase 2 of the project involves upsizing of storm drain pipes to minimize flooding in and around the elementary school.

Location Description:
Activity Progress Narrative:

Phase 2, Loder Ave. Drainage improvement project construction costs.

Accomplishments Performance Measures

	This Report Period	Cumulative Actual Total / Expected
	Total	Total
# of Linear feet of Public	0	0/200

Beneficiaries Performance Measures

No Beneficiaries Performance Measures found.

Activity Locations

No Activity Locations found.

Other Funding Sources Budgeted - Detail


No Other Match Funding Sources Found

Other Funding Sources

Amount

No Other Funding Sources Found

Total Other Funding Sources



Grantee Activity Number:	89-8760-2110-1109
Activity Title:	JC Sanitary Sewer Interceptor B

Activity Category:

Rehabilitation/reconstruction of a public improvement

Project Number:

007-INF

Projected Start Date:

11/18/2015

Benefit Type:

Area Benefit (Census)

National Objective:

Low/Mod

Activity Status:

Under Way

Project Title:

Infrastructure

Projected End Date:

06/30/2019

Completed Activity Actual End Date:
Responsible Organization:

Town of Union

Overall
Total Projected Budget from All Sources
Total Budget
Total Obligated
Total Funds Drawdown
Program Funds Drawdown
Program Income Drawdown
Program Income Received
Total Funds Expended

Town of Union

Most Impacted and Distressed Expended
Match Contributed
Oct 1 thru Dec 31, 2017

N/A

\$0.00

\$0.00

\$14,850.00

\$14,850.00

\$0.00

\$0.00

\$14,850.00

\$14,850.00

\$0.00

\$0.00

To Date

\$435,000.00

\$435,000.00

\$435,000.00

\$34,029.94

\$34,029.94

\$0.00

\$0.00

\$34,029.94

\$34,029.94

\$0.00

\$0.00

Activity Description:
Location Description:
Activity Progress Narrative:

Design/engineering costs.

Accomplishments Performance Measures

	This Report Period	Cumulative Actual Total / Expected
	Total	Total
# of Housing Units	0	0/50
# of Singlefamily Units	0	0/50

Beneficiaries Performance Measures

No Beneficiaries Performance Measures found.

Activity Locations

No Activity Locations found.

Other Funding Sources Budgeted - Detail

No Other Match Funding Sources Found

Other Funding Sources

Amount

No Other Funding Sources Found

Total Other Funding Sources

Project # / Title: 008-ACQ-FEMA / Acquisition-Buyout

Grantee Activity Number: 89-20251-4764-1109

Activity Title: FEMA Buyout Program-Urgent Need

Activity Category:

Acquisition - buyout of residential properties

Project Number:

008-ACQ-FEMA

Projected Start Date:

10/01/2012

Benefit Type:

National Objective:

Urgent Need

Activity Status:

Under Way

Project Title:

Acquisition-Buyout

Projected End Date:

12/31/2019

Completed Activity Actual End Date:

Responsible Organization:

Town of Union

Overall

Total Projected Budget from All Sources

Oct 1 thru Dec 31, 2017

N/A

To Date

\$164,849.88

Total Budget

\$0.00

\$164,849.88

Total Obligated

\$0.00

\$164,849.88

Total Funds Drawdown

\$0.00

\$164,849.88

Program Funds Drawdown

\$0.00

\$164,849.88

Program Income Drawdown

\$0.00

\$0.00

Program Income Received

\$430.00

\$9,495.85

Total Funds Expended

\$0.00

\$164,849.88

Town of Union

\$0.00

\$164,849.88

Most Impacted and Distressed Expended	\$0.00	\$0.00
Match Contributed	\$0.00	\$0.00

Activity Description:

This activity will provide a portion of the required 5% local match for the FEMA buyout program as well as costs for pre-demolition asbestos surveys, asbestos removal if required, demolition costs, and soft costs for acquisition.

Location Description:

Townwide, flood impacted areas only as approved by FEMA.

Activity Progress Narrative:

ICC payment @ 5%.

Accomplishments Performance Measures

	This Report Period	Cumulative Actual Total / Expected
	Total	Total
# of Parcels acquired voluntarily	0	0/45
# of Housing Units	0	0/45
# of Singlefamily Units	0	0/45

Beneficiaries Performance Measures

No Beneficiaries Performance Measures found.

Activity Locations

No Activity Locations found.

Other Funding Sources Budgeted - Detail

No Other Match Funding Sources Found

Other Funding Sources	Amount
No Other Funding Sources Found	
Total Other Funding Sources	



Grantee Activity Number:	89-20251-4767-1109
Activity Title:	FEMA Buyout Program/Low Mod.

Activity Category:

Acquisition - buyout of residential properties

Project Number:

008-ACQ-FEMA

Projected Start Date:

10/01/2012

Benefit Type:

Direct Benefit (Households)

National Objective:

Low/Mod

Activity Status:

Under Way

Project Title:

Acquisition-Buyout

Projected End Date:

12/31/2019

Completed Activity Actual End Date:
Responsible Organization:

Town of Union

Overall
Total Projected Budget from All Sources
Oct 1 thru Dec 31, 2017

N/A

To Date

\$192,808.38

Total Budget

\$0.00

\$192,808.38

Total Obligated

\$0.00

\$192,808.38

Total Funds Drawdown

\$0.00

\$192,808.38

Program Funds Drawdown

\$0.00

\$192,808.38

Program Income Drawdown

\$0.00

\$0.00

Program Income Received

\$995.00

\$995.00

Total Funds Expended

\$0.00

\$192,808.38

Town of Union

\$0.00

\$192,808.38

Most Impacted and Distressed Expended

\$0.00

\$0.00

Match Contributed

\$0.00

\$0.00

Activity Description:

This activity will provide a portion of the required 5% local match for the FEMA buyout program as well as costs for pre-demolition asbestos surveys, asbestos removal if required, demolition costs, and soft costs for acquisition.

Location Description:

Townwide, flood impacted areas only, as approved by FEMA.

Activity Progress Narrative:

ICC payment @ 5%.

Accomplishments Performance Measures

	This Report Period	Cumulative Actual Total / Expected
	Total	Total
# of Parcels acquired voluntarily	0	0/55

	This Report Period	Cumulative Actual Total / Expected
	Total	Total
# of Housing Units	0	0/55
# of Singlefamily Units	0	0/55

Beneficiaries Performance Measures

	This Report Period			Cumulative Actual Total / Expected			
	Low	Mod	Total	Low	Mod	Total	Low/Mod
# of Households	0	0	0	0/55	0/0	0/55	0
# Owner Households	0	0	0	0/55	0/0	0/55	0

Activity Locations

No Activity Locations found.

Other Funding Sources Budgeted - Detail

No Other Match Funding Sources Found

Other Funding Sources	Amount
No Other Funding Sources Found	
Total Other Funding Sources	

Project # / Title: 009-ACQ-RDV / Acquisition For Redevelopment

Grantee Activity Number: 89-20251-4783-1109

Activity Title: Acquisition for Redevelopment/Urgent Need

Activity Category:

Acquisition - general

Activity Status:

Under Way

Project Number:

009-ACQ-RDV

Project Title:

Acquisition For Redevelopment

Projected Start Date:

10/01/2012

Projected End Date:

12/31/2019

Benefit Type:

Completed Activity Actual End Date:

National Objective:

Urgent Need

Responsible Organization:

Town of Union

Overall

Total Projected Budget from All Sources

Oct 1 thru Dec 31, 2017

N/A

To Date

\$1,489,576.15

Total Budget	\$0.00	\$1,489,576.15
Total Obligated	\$0.00	\$1,489,576.15
Total Funds Drawdown	\$0.00	\$1,489,576.15
Program Funds Drawdown	\$0.00	\$1,489,576.15
Program Income Drawdown	\$0.00	\$0.00
Program Income Received	\$12,880.00	\$67,737.00
Total Funds Expended	\$0.00	\$1,489,576.15
Town of Union	\$0.00	\$1,489,576.15
Most Impacted and Distressed Expended	\$0.00	\$0.00
Match Contributed	\$0.00	\$0.00

Activity Description:

The activity involves the voluntary sale of flood damaged homes in the Westover, S. Endwell, and Fairmont Park neighborhoods to the town. Once acquired, the structures will be demolished. The vacant lots will be made available for future development in a more flood resistant manner consistent with FEMA construction guidelines..

Location Description:

Westover, S. Endwell, and Fairmont Park neighborhoods.

Activity Progress Narrative:

ICC payment received.

Accomplishments Performance Measures

	This Report Period Total	Cumulative Actual Total / Expected Total
# of Parcels acquired voluntarily	0	18/21
# of Housing Units	0	18/21
# of Singlefamily Units	0	18/21

Beneficiaries Performance Measures

No Beneficiaries Performance Measures found.

Activity Locations

No Activity Locations found.


Other Funding Sources Budgeted - Detail

No Other Match Funding Sources Found

Other Funding Sources

Amount

No Other Funding Sources Found
Total Other Funding Sources



Grantee Activity Number:	89-20251-4784-1109
Activity Title:	Acquisition for Redevelopment/Low Mod.

Activity Category:

Acquisition - general

Project Number:

009-ACQ-RDV

Projected Start Date:

10/01/2012

Benefit Type:

Direct Benefit (Households)

National Objective:

Low/Mod

Activity Status:

Under Way

Project Title:

Acquisition For Redevelopment

Projected End Date:

12/31/2019

Completed Activity Actual End Date:
Responsible Organization:

Town of Union

Overall
Total Projected Budget from All Sources
Oct 1 thru Dec 31, 2017

N/A

To Date

\$1,000,992.84

Total Budget

\$0.00

\$1,000,992.84

Total Obligated

\$0.00

\$1,000,992.84

Total Funds Drawdown

\$0.00

\$842,226.50

Program Funds Drawdown

\$0.00

\$842,226.50

Program Income Drawdown

\$0.00

\$0.00

Program Income Received

\$7,900.00

\$33,755.00

Total Funds Expended

\$0.00

\$842,226.50

Town of Union

\$0.00

\$842,226.50

Most Impacted and Distressed Expended

\$0.00

\$0.00

Match Contributed

\$0.00

\$0.00

Activity Description:

The activity involves the voluntary sale of flood damaged homes in the Westover, S. Endwell, and Fairmont Park neighborhoods to the Town. Once acquired, the structures will be demolished. The vacant lots will be made available for future development in a more flood resistant manner consistent with FEMA construction guidelines.

Location Description:

Westover, S. Endwell, and Fairmont Park neighborhoods.

Activity Progress Narrative:

ICC payment received.

Accomplishments Performance Measures

	This Report Period	Cumulative Actual Total / Expected
	Total	Total
# of Parcels acquired voluntarily	0	14/14

	This Report Period	Cumulative Actual Total / Expected
	Total	Total
# of Housing Units	0	14/14
# of Singlefamily Units	0	14/14

Beneficiaries Performance Measures

	This Report Period			Cumulative Actual Total / Expected			
	Low	Mod	Total	Low	Mod	Total	Low/Mod
# of Households	0	0	0	0/14	0/0	0/14	0
# Owner Households	0	0	0	0/14	0/0	0/14	0

Activity Locations

No Activity Locations found.

Other Funding Sources Budgeted - Detail

No Other Match Funding Sources Found

Other Funding Sources

No Other Funding Sources Found

Total Other Funding Sources

Amount

Project # / Title: 011-HSG-MFREH / Multi-Family Housing Rehabilitation

Grantee Activity Number: 89-20251-4754-1109

Activity Title: Multi-Family Housing Rehabilitation

Activity Category:

Rehabilitation/reconstruction of residential structures

Activity Status:

Cancelled

Project Number:

011-HSG-MFREH

Project Title:

Multi-Family Housing Rehabilitation

Projected Start Date:

10/01/2012

Projected End Date:

11/17/2017

Benefit Type:

Direct Benefit (Households)

Completed Activity Actual End Date:

National Objective:

Low/Mod

Responsible Organization:

Town of Union

Overall

Total Projected Budget from All Sources

Oct 1 thru Dec 31, 2017

N/A

To Date

\$0.00

Total Budget	(\$37,443.00)	\$0.00
Total Obligated	(\$37,443.00)	\$0.00
Total Funds Drawdown	\$0.00	\$0.00
Program Funds Drawdown	\$0.00	\$0.00
Program Income Drawdown	\$0.00	\$0.00
Program Income Received	\$0.00	\$0.00
Total Funds Expended	\$0.00	\$0.00
Town of Union	\$0.00	\$0.00
Most Impacted and Distressed Expended	\$0.00	\$0.00
Match Contributed	\$0.00	\$0.00

Activity Description:

This activity provides funding on a 50% match basis for owners of flooded rental properties who undertake structural repairs or repairs to major capital building components. At least 51% of the units rehabilitated must be occupied by persons or households meeting HUD's low and moderate income requirements and where the rent is determined to be reasonable, according HUD guidelines, to the household income.

Location Description:

Townwide, flood impacted areas only.

Activity Progress Narrative:

\$37,443.00 transferred to N. Loder Ave. project as part of Plan Amendment # 19.

Accomplishments Performance Measures

	This Report Period	Cumulative Actual Total / Expected
	Total	Total
# of Properties	0	0/10
	Total	Total
# of Housing Units	0	0/10
# of Multifamily Units	0	0/10

Beneficiaries Performance Measures

	This Report Period			Cumulative Actual Total / Expected			
	Low	Mod	Total	Low	Mod	Total	Low/Mod
# of Households	0	0	0	0/10	0/0	0/10	0
# Renter Households	0	0	0	0/10	0/0	0/10	0

Activity Locations

No Activity Locations found.

Other Funding Sources Budgeted - Detail

No Other Match Funding Sources Found

Other Funding Sources

Amount

No Other Funding Sources Found

Total Other Funding Sources

Project # / Title: 013-ECO-FLP / Business+Floodproofing+Program**Grantee Activity Number: 89-8760-2095-1109****Activity Title: Business Floodproofing/Urgent Need****Activity Category:**

Rehabilitation/reconstruction of other non-residential

Activity Status:

Planned

Project Number:

013-ECO-FLP

Project Title:

Business+Floodproofing+Program

Projected Start Date:

10/01/2012

Projected End Date:

09/30/2019

Benefit Type:

N/A

Completed Activity Actual End Date:**National Objective:**

Urgent Need

Responsible Organization:

Town of Union

Overall**Total Projected Budget from All Sources****Oct 1 thru Dec 31, 2017**

N/A

To Date

\$50,000.00

Total Budget

(\$50,000.00)

\$50,000.00

Total Obligated

(\$50,000.00)

\$50,000.00

Total Funds Drawdown

\$0.00

\$0.00

Program Funds Drawdown

\$0.00

\$0.00

Program Income Drawdown

\$0.00

\$0.00

Program Income Received

\$0.00

\$0.00

Total Funds Expended

\$0.00

\$0.00

Town of Union

\$0.00

\$0.00

Most Impacted and Distressed Expended

\$0.00

\$0.00

Match Contributed

\$0.00

\$0.00

Activity Description:

This activity will provide matching grants of up to \$15,000 to eligible non-residential commercial/industrial property owners for floodproofing measures designed to protect repairs that have been made to the structures. This program will be coordinated with the proposed townwide floodproofing feasibility study that will identify which buildings are reasonably defensible from flooding.

Location Description:

Townwide, flood impacted areas only.

Activity Progress Narrative:

\$50,000.00 transferred to N. Loder Ave. project as part of Plan Amendment # 19.

Accomplishments Performance Measures

	This Report Period	Cumulative Actual Total / Expected
	Total	Total
# of Businesses	0	0/20

Beneficiaries Performance Measures

No Beneficiaries Performance Measures found.

Activity Locations

No Activity Locations found.

Other Funding Sources Budgeted - Detail

No Other Match Funding Sources Found

Other Funding Sources	Amount
No Other Funding Sources Found	
Total Other Funding Sources	

